

Game 12: Oklahoma vs. Northwestern

Friday, Dec. 21, 2018 | 8 p.m. CT

Welsh-Ryan Arena (7,039), Evanston, Ill.

Big Ten Network | Sooner Radio Network

OKLAHOMA

31 NCAA TOURNAMENTS ♦ 5 FINALS FOURS ♦ 4 BIG 12 TITLES ♦ 33 ALL-AMERICANS ♦ 32 POSTSEASON APPEARANCES IN THE LAST 37 YEARS

OKLAHOMA SCHEDULE/RESULTS

N9	at UTRGV	W, 91-76
N12	at UTSA	W, 87-67
N18	WOFFORD	W, 75-64
N21	vs. Florida +	W, 65-60
N22	vs. Wisconsin +	L, 58-78
N23	vs. Dayton +	W, 65-54
N27	NORTH TEXAS	W, 73-57

D4	vs. Notre Dame #	W, 85-80
D8	WICHITA STATE (In OKC) @	W, 80-48
D15	USC (In Tulsa) ^	W, 81-70
D18	CREIGHTON	W, 83-70
D21	at Northwestern	8 p.m. BTN

J2	at Kansas	8 p.m. ESPN2/U
J5	OKLAHOMA STATE	1 p.m. FSSW
J8	at Texas Tech	8 p.m. ESPNNews
J12	TCU	1 p.m. FSSW
J16	KANSAS STATE	6 p.m. ESPN2/U
J23	at Oklahoma State	8 p.m. ESPNU
J26	VANDERBILT %	3 p.m. ESPN/2
J28	BAYLOR	8 p.m. ESPN/U

F2	at West Virginia	11 a.m. ESPN/2/U
F4	IOWA STATE	8 p.m. ESPN/2
F9	TEXAS TECH	3 p.m. ESPN/2/U
F11	at Baylor	8 p.m. ESPN/2
F16	at TCU	11 a.m. ESPN/2/U
F23	TEXAS	11 a.m. ESPN/2/U
F25	at Iowa State	7 p.m. ESPN/2/U

M2	WEST VIRGINIA	1 p.m. ESPN/2/U
M5	KANSAS	8 p.m. ESPN/2
M9	at Kansas State	5 p.m. ESPN/2
M13-16	Big 12 Championship^	TBD TBD

All times Central and subject to change

+ Battle 4 Atlantis, Paradise Island, Bahamas
Jimmy V Classic, Madison Square Garden, New York, N.Y.

@ Played at Chesapeake Energy Arena, Oklahoma City

^ Played at BOK Center, Tulsa, Okla.

% SEC/Big 12 Challenge

! Played at Sprint Center, Kansas City, Mo.

GETTING SOCIAL WITH THE #SOONERS

Twitter.....	@OU_MBBall
Instagram.....	@OU_MBBall
Facebook.....	OU Mens Basketball
Preferred Hashtag.....	#Sooners

OU ATHLETICS COMMUNICATIONS

Director/MBB Contact.....	Ben Coldagelli
Email.....	bcoldagelli@ou.edu
Cell.....	405-246-5663
Office.....	405-325-7014



OKLAHOMA SOONERS RV/RV (10-1, 0-0 BIG 12)

Head Coach: Lon Kruger

Record at OU: 150-92 (Eighth Year)



vs.



NORTHWESTERN WILDCATS (8-3, 0-2 BIG TEN)

Head Coach: Chris Collins

Record at NU: 96-90 (Sixth Year)

OKLAHOMA PROBABLE STARTERS (BASED ON PREVIOUS GAME)

No.	Name	Position	Class	Height	Weight	Hometown (Last School)
2	Aaron Calixte	G	Gr.	5-11	179	Stoughton, Mass. (Maine)
3	Miles Reynolds	G	Gr.	6-3	176	Chicago, Ill. (Pacific)
0	Christian James	G	Sr.	6-4	213	Houston, Texas (Bellaire HS)
35	Brady Manek	F	So.	6-9	222	Harrah, Okla. (Harrah High School)
4	Jamuni McNeace	C	Sr.	6-10	232	Kankakee, Ill. (Allen HS)

OKLAHOMA RESERVES

No.	Name	Position	Class	Height	Weight	Hometown (Last School)
24	Jamal Bieniemy	G	Fr.	6-4	181	Katy, Texas (Tompkins HS)
21	Kristian Doolittle	F	Jr.	6-7	232	Edmond, Okla. (Edmond Memorial HS)
5	Matt Freeman	F	Jr.	6-10	229	Auckland, New Zealand (Westlake Boys HS)
22	Patrick Geha	F	Sr.	6-5	212	Leawood, Kan. (Rockhurst HS)
52	Kur Kuath	F	Jr.	6-10	204	Biemnon, South Sudan (Salt Lake CC)
14	Ty Lazenby	G	Sr.	6-5	209	Glencoe, Okla. (Northern Oklahoma College Enid)
1	Rashard Odomes	G	Sr.	6-6	217	Copperas Cove, Texas (Copperas Cove HS)
44	Hannes Pöllä	C	So.	6-11	267	Lahti, Finland (Helsinki Basketball Academy)
12	Austin Reaves	G	R-Jr.	6-5	180	Newark, Ark. (Wichita State)
30	Luke Stephenson	G	Sr.	6-3	198	Lubbock, Texas (McMurry)
32	Read Streller	F	R-Fr.	6-8	237	Edmond, Okla. (Oklahoma Christian School)

OKLAHOMA STAFF

	Coach	Alma Mater	Year at OU
Head Coach:	Lon Kruger	Kansas State '75	Eighth
Associate Head Coach:	Chris Crutchfield	Nebraska-Omaha '92	Eighth
Assistant Coach:	Carlin Hartman	Tulane '94	Third
Assistant Coach:	Kevin Kruger	Arizona State '06	Third
Director of Operations:	Mike Shepherd	Kansas State '92	Eighth
Video Coordinator:	Will Saxon	Oklahoma '15	Third
Athletics Trainer:	Alex Brown	Appalachian State '79	32nd
Director of Strength and Performance:	Bryce Daub	Central Washington '08	Fourth

PRONUNCIATION GUIDE

Jamal Bieniemy: bee-EN-uh-me

Aaron Calixte: ca-LIX-tee

Kur Kuath: KERR KWETH

Ty Lazenby: LAY-zen-bee

Jamuni McNeace: juh-MUN-ee mick-NEESE

Hannes Pöllä: HAH-nis POLE-uh

Rashard Odomes: ruh-SHARD OH-dums

THREE POINTERS

► Senior guard **Christian James** enters Friday's matchup with four straight double-doubles. James failed to produce a double-double in his first 104 collegiate games, but has totalled at least 10 points and 10 rebounds in every game since. James is averaging 17.5 points and 12.5 rebounds in his four December games. He and Kansas' Dedric Lawson each have four double-doubles this month (no other Big 12 player has more than one).

► Friday's game will be a homecoming for graduate guard **Miles Reynolds**, who grew up on the south side of Chicago (attended Whitney Young Magnet High School) and will be playing his first collegiate game in the Chicago area. Reynolds, in his first and only year with the Sooners, enters his return home as one of OU's key pieces during its early-season success. He has scored at least 13 points in five of his last six games and is averaging 15.0 points on 48.9 percent shooting during that stretch.

► While James and Reynolds lead the Sooners' scoring effort, Oklahoma has seen different key contributors each game. Eight of the nine Sooners in Kruger's main rotation have at least one game in double figures, including six players with at least three games of 10-or-more points. The Sooners have had at least three players reach double-digit scoring in all 10 of their wins. Oklahoma is averaging 3.4 players in double figures per game (4.0 over the last four games).

TONIGHT'S OPPONENT: NORTHWESTERN



Games	1
Standing.....	OU leads 1-0
At Norman	OU leads 1-0
At Evanston	
At Neutral Site	
Last Win	104-78, 12/22/17 in Norman
Last Home Win	104-78, 12/22/17
Last Road Win	
Last Loss.....	
Last Home Loss	
Last Road Loss	
Largest Margin of Victory.....	26, 104-78, 12/22/17
Largest Margin of Defeat	
Current Streak	OU, 1 win

NORTHWESTERN ALL-TIME MEETINGS

Date	Location	Result	Score
12/22/17	Norman	W	104-78

NEXT OPPONENT: KANSAS



Date.....	Wednesday, Jan. 2
TV.....	ESPN2/U
Site.....	Allen Fieldhouse, Lawrence, Kan.
KU 2018-19 Record.....	10-0
KU Head Coach.....	Bill Self
Record at KU	457-96 (16th year)

KANSAS SERIES HISTORY

Games	213
Standing.....	KU leads 146-67
At Norman	KU leads 50-43
At Lawrence	KU leads 75-16
At Neutral Site	KU leads 21-8
Last Win	85-80 (1/23/18) in Norman
Last Home Win	85-80 (1/23/18)
Last Road Win	80-77 (2/17/93)
Last Loss.....	63-73 (2/27/17) in Lawrence
Last Home Loss	70-81 (1/10/17)
Last Road Loss	63-73 (2/27/17)
Largest Margin of Victory.....	28, 123-95 (1/18/89)
Largest Margin of Defeat	31, 86-55 (2/5/63)
Current Streak	OU, 1 win

KANSAS LAST FIVE MEETINGS

Date	Location	Result	Score
2/19/18	Lawrence	L	74-104
1/23/18	Norman	W	85-80
2/27/17	Lawrence	L	63-73
1/10/17	Norman	L	70-81
2/13/16	Norman	L	72-76

GAME OVERVIEW

Oklahoma (10-1, 0-0 Big 12) closes out its non-conference slate when it travels to Evanston, Ill., to face **Northwestern (8-3, 0-2 Big Ten)**. The matchup along the shores of Lake Michigan will be Oklahoma's first game in the Chicago area since facing DePaul in 1947. The Sooners are 2-0 in true road games this season after opening the season with wins over UTRGV and UTSA, but will look to snap a nine-game road losing streak against major-conference teams. Oklahoma will look to its defense to buckle down in the road environment. The Sooners are holding opponents to 37.0 percent shooting from the field, the second-best defensive field goal rate in the Big 12 and seventh best nationally. Friday's matchup will tip at 8 p.m. CT and air on the Sooner Radio Network (107.7 FM The Franchise in Oklahoma City; KTBZ 1430 AM in Tulsa; Tune In Radio App) with **Toby Rowland** and **Kevin Henry** announcing. **Dave Revsine** and **Jon Crispin** will call the action on Big Ten Network. Fans with proper cable verification can also stream the game on the Fox Sports Go App (must have Big Ten Network as part of cable plan).

SERIES HISTORY: NORTHWESTERN

- OU won the only previous meeting between the two programs last season, 104-78, in Norman.
- The Sooners are 2-5 against Big Ten teams during the Kruger era. Oklahoma's only loss this season came to Big Ten member Wisconsin.
- The Sooners are playing just their sixth true road game against a Big Ten team (at the time of competition) over the past 50 years. The Big Ten home team has won the past four outings, with OU's last win on a Big Ten campus coming in 1970 at Illinois. The Sooners have won numerous road games in that stretch against former Big Eight and Big 12 foe Nebraska along with a road victory over Penn State in 1987 (the Nittany Lions did not join the Big Ten until 1990). Oklahoma also won an off-campus road game at Michigan State (played in Auburn Hills, Mich.) in 2003.

OKLAHOMA VS. NORTHWESTERN: LAST MEETING

Oklahoma 104, Northwestern 78 ■ Friday, Dec. 22, 2017 ■ Lloyd Noble Center ■ Norman, Okla.

Score by periods	1st	2nd	Total
Northwestern	38	40	78
Oklahoma	68	36	104



GAME LEADERS	OKLAHOMA	NORTHWESTERN
Points	Young, 31	Pardon, 17
Rebounds	Manek, 8	Pardon, 9
Assists	Young, 12	Two Players, 3

- Oklahoma closed out non-conference play last season with a 104-78 win over Northwestern. OU outscored the Wildcats 68-38 in the first half, putting up its most points in any half since scoring 75 (first half) against Morehead State on Dec. 27, 1991. The Sooners shot 22-of-32 (.688) from the field, 14-of-20 (.700) from 3-point range and 10-for-10 from the foul line in the opening half while dishing out 16 assists.
- Northwestern entered the game ranked 30th in the nation in scoring defense and had held its opponents to 54.1 points per game in its last eight contests. The Sooners reached 55 points with 3:52 remaining in the first half.
- Oklahoma was led by freshman guard **Trae Young**. Young started the night with 25 points and 10 assists in 17 minutes in the first half, shooting 7-of-10 from the field and 6-of-8 from 3-point range. Overall, Young produced 31 points and 12 assists in 27 minutes while shooting 9-of-16 and 8-of-13 from the field.
- **Christian James** scored 19 points, all in the first half. The total tied a career high at the time.
- The Sooners' 17 made three-pointers matched a program record for treys in a single game. Young's eight 3-pointers against Northwestern were the most by a Sooner in a single game since Buddy Hield sank eight on March 26, 2016, against Oregon in the Elite Eight. Both 3-point records were later broken on Jan. 13 against TCU.
- The Sooners shot a season-high .611 (33-54) from the field overall, marking OU's best field-goal percentage since it shot .620 (31-50) at Baylor on Jan. 23, 2016.

UP NEXT: KANSAS

- The Sooners open 2019 and Big 12 play with the tall task of facing No. 1 Kansas at Allen Fieldhouse. The Sooners and Jayhawks open conference competition on Wednesday, Jan. 2 at 8 p.m. CT on ESPN2 or ESPNU.
- Kansas is the only Big 12 team with a winning all-time record against the Sooners, leading the series 147-67. The Jayhawks are 76-16 against the Sooners in Lawrence.
- Oklahoma will be looking for its first win in Allen Fieldhouse since 1993. The Jayhawks have defeated the Sooners in 17 straight games in Lawrence.
- OU is 7-12 all-time against teams ranked No. 1 by the Associated Press at the time of competition, but 0-7 on the road. OU is 3-7 against Kansas when the Jayhawks are ranked No. 1 (0-4 in Lawrence).

STATS COMPARISON

CATEGORY		
Overall Record	10-1	8-3
Points Per Game	76.6	73.8
Opp. Points Per Game	65.8	61.0
Rebounds Per Game	42.4	34.7
Rebounding Margin	+5.1	+4.0
Field Goal Pct.	.465	.445
Opp. Field Goal Pct.	.370	.417
3-Point Pct.	.381	.339
Opp. 3-Point Pct.	.319	.285
Free Throw Pct.	.668	.725
Assists Per Game	13.0	15.7
Turnovers Per Game	13.6	12.4
Blocked Shots Per Game	4.4	4.5
Steals Per Game	5.7	5.8

BIG 12 STANDINGS

AS OF DEC. 20

Team	Big 12			Overall		
	W	L	Pct.	W	L	Pct.
Texas Tech	0	0	.000	10	0	1.000
Kansas	0	0	.000	10	0	1.000
Oklahoma	0	0	.000	10	1	.909
TCU	0	0	.000	8	1	.889
Iowa State	0	0	.000	9	2	.818
Kansas State	0	0	.000	8	2	.800
Texas	0	0	.000	7	3	.700
Baylor	0	0	.000	6	4	.600
West Virginia	0	0	.000	6	4	.600
Oklahoma State	0	0	.000	4	6	.400



OKLAHOMA QUICK FACTS

Official Name: University of Oklahoma

Location: Norman, Okla.

Founded: 1890

Enrollment: 31,702

Nickname: Sooners

Colors: Crimson and Cream

President: James L. Gallogly

Athletics Director: Joe Castiglione

Arena: Lloyd Noble Center (11,562)

First Year of Basketball: 1907-08

NCAA Tournament Appearances: 31 (41-31)

NIT Appearances: 7 (10-7)

All-Time Record: 1,662-1,070

Regular Season Conference Championships:

14 (1928, 1929, 1939, 1940, 1942, 1944, 1947, 1949, 1979, 1984, 1985, 1988, 1989, 2005)

Conference Tournament Championships: 7

(1979, 1985, 1988, 1990, 2001, 2002, 2003)

Head Coach: Lon Kruger (Kansas State '75)

Career Record: 629-396 (33rd year)

Oklahoma Record: 150-92 (8th year)

NCAA Appearances: 18 (most recent 2018)

NIT Appearances: 4 (most recent 2009)

Assistant Coaches: Chris Crutchfield (Omaha '92),

Carlin Hartman (Tulane '94),

Kevin Kruger (Arizona State '06)

Director of Operations: Mike Shepherd

(Kansas State '92)

Video Coordinator: Will Saxon

Athletic Trainer: Alex Brown

Strength and Conditioning: Bryce Daub

Team Physician: Dr. Brock Schnebel

Equipment Manager: Marco Griego

Graduate Assistants: Will McNeill, Anthony Rini

Official Website: SoonerSports.com

OKLAHOMA'S LAST TIME OUT...

Oklahoma 83, Creighton 70 ■ Tuesday, Dec. 18, 2018 ■ Lloyd Noble Center ■ Norman, Okla.

Score by periods	1st	2nd	Total
Creighton	33	37	70
Oklahoma	47	36	83

GAME LEADERS	OKLAHOMA	CREIGHTON
Points	Manek, 18	Krampelj, 19
Rebounds	James, 12	Krampelj, 10
Assists	Calixte, Reynolds, 4	Three Players, 2

► The Sooners picked up another marquee non-conference victory when they defeated Creighton, 83-70, on Tuesday in Norman. The win was **Lon Kruger's** 150th career victory at Oklahoma.

► Creighton entered the matchup making 11.7 3-pointers per game at a nation-leading 44.8 percent clip. OU held Creighton to a season-low 23.2 percent (7-of-30). The Bluejays missed their first 12 deep attempts of the game. Their 70 points are their second-lowest of the year.

► Oklahoma's bench unit played a big role in the win, combining for a season-best 32 bench points. Only one OU starter played more than 20 minutes while all four reserves who saw action played at least 20 minutes.

► The Sooners were led by sophomore forward **Brady Manek** with a season-high 18 points on 7-of-10 shooting to go with five rebounds. Oklahoma is 11-0 the past two seasons when Manek scores at least 15 points.

► **Christian James** continued his double-double streak by recording 14 points and 12 rebounds. James has produced a points-rebounds double-double in his past four games (had no double-doubles in his first 104 career games).

► The Sooners' defense was especially effective against Creighton's leading season scorers. Ty-Shon Alexander (18.2 points per game) was limited to nine points and Mitch Ballock (12.8 points per game) was held scoreless on 0-of-11 shooting.

QUICK HITS

► The Sooners are 8-5 in non-conference road games under Kruger and have won six of their last eight.

► OU is a combined 10-0 in the month of December the past two seasons.

► The Sooners host three players averaging over 14 points in the month of December in **Christian James** (17.3), **Brady Manek** (14.5) and **Miles Reynolds** (14.0). The other nine teams in the Big 12 combine to have only five players averaging at least 14 points this month (six teams with none).

► Oklahoma has non-conference victories over every other major basketball conference this season with wins over teams from the ACC, American, Atlantic-10, Big East, SEC and Pac-12. OU looks to add the Big Ten to that list on Friday.

► Oklahoma is off to its fourth start of 10-1 (or better) during Kruger's eight seasons as head coach (also third in the last four seasons). OU began the 2015-16 season 12-0 and saw a 12-1 start to its 2017-18 campaign.

► Friday's matchup is OU's third road game of the season. Ten of OU's first 13 games this season are being played outside of Norman. It is the fewest amount of games OU has played in Norman through 13 games since the start of the 1975-76 season when the Sooners only played three home games in their first 14 contests.

► Oklahoma is 7-1 in games away from Norman this season (includes "home" victories in OKC and Tulsa). The Sooners have won five games on the road or on neutral sites. No other Big 12 team has more than three wins away from home. (Does not count the Oklahoma City or Tulsa games, which are considered home games for RPI/NET purposes).

► With wins away from Norman over Florida, Dayton, Notre Dame, Wichita State, USC, and Creighton, Oklahoma's strength of schedule and success away from Lloyd Noble Center has caught the attention of various evaluation formulas and rankings. The Sooners are No. 16 in the NCAA's new NET Ranking (replaces the RPI), No. 9 in ESPN's Strength of Record and No. 3 in CBS Sports' RPI and No. 5 in CBS Sports' strength of schedule. As of the latest round of poll voting, Oklahoma was one spot out of the AP Top 25. OU's average opponent NET rating is the second best in college basketball and the Sooners are one of only three schools in the country to not play any "Quadrant 4" games.

► Senior guard **Christian James** is fourth in the Big 12 scoring race with 18.5 points per game (Iowa State's Marial Shayok leads the conference with 19.8 points per game).

► Sophomore forward **Brady Manek** ranks sixth in the Big 12 in rebounding with 7.7 boards per game. Manek averaged only 5.2 rebounds last season, but put on 20 pounds over the offseason to improve his physical presence in the paint. He has put together three double-doubles this season (had none his freshman year).

► The Sooners almost always have team success on nights that Manek is rolling. During his career, OU is 18-4 when Manek scores in double figures, 11-0 when he scores at least 15 points and 8-0 when he hit four or more 3-pointers.

► Northwestern forward Charlie Hall is the son of Emmy-award-winning actress Julia Louis-Dreyfus. OU junior forward **Matt Freeman's** favorite TV show is Seinfeld. Julia — if you're attending the game, Matt would love to discuss your many feats of strength and air a few grievances...it is the Festivus season, after all.

► Freeman has been providing the Sooner bench with a deep threat over the last few weeks. He's already matched his total of made 3-pointers from last season (14), but has done so on 17 fewer attempts. He's firing the long ball at a 50.0 percent clip.

► Senior center **Jamuni McNeace** has totaled 17 blocked shots over the last five games he's been in the starting lineup. McNeace is ranked sixth in the Big 12 with an average of 2.0 rejections per game.

OKLAHOMA IN THE LON KRUGER ERA

SINCE LON KRUGER WAS HIRED ON APRIL 1, 2011

Overall Record.....	150-92
Home.....	92-22
Road.....	27-49
Neutral.....	30-21
Record in Big 12 Regular Season Play.....	65-62
Home.....	46-17
Road.....	19-43
Record vs. Non-Conference Opponents.....	83-24
Home.....	46-5
Road.....	8-5
Neutral.....	29-14
vs. AP Top 25.....	31-42
Home.....	17-10
Road.....	8-22
Neutral.....	6-10
vs. AP Top 15.....	20-25
Home.....	10-7
Road.....	7-12
Neutral.....	3-5
vs. AP Top 10.....	13-20
Home.....	6-6
Road.....	5-10
Neutral.....	2-4
vs. AP Top 5.....	4-10
Home.....	2-4
Road.....	1-4
Neutral.....	1-2
vs. AP Ranked Big 12 Opponents.....	26-30
Home.....	17-8
Road.....	7-20
Neutral.....	1-2
vs. AP Ranked Non-Conference Opponents.....	6-10
Home.....	0-1
Road.....	1-1
Neutral.....	5-8
Both OU and Opponent are Ranked.....	22-16
Home.....	13-2
Road.....	5-10
Neutral.....	4-5

TEAM HIGHS IN THE LON KRUGER ERA

Points.....	111 vs. Central Arkansas, 12/3/15
FG Made.....	42 vs. Ball State, 11/15/17
FG Attempted.....	88 vs. Kansas, 1/4/16
FG Percentage.....	.620 (31-50) vs. Baylor, 1/23/16
3FG Made.....	19 vs. TCU, 1/13/18
3FG Attempted.....	35 vs. Baylor, 3/13/14
3FG Percentage.....	.615 (8-13) vs. Okla. State, 1/12/13
FT Made.....	39 vs. Baylor, 2/23/13
FT Attempted.....	48 vs. Tulsa, 12/14/13
FT Percentage.....	1.000 (34-34) vs. Iowa State, 3/2/13
Total Rebounds.....	63 vs. S.C. State, 12/21/12
Assists.....	29 vs. Baylor, 12/23/16
Steals.....	16, Twice, Last: vs. Oral Roberts, 12/7/16
Blocks.....	14 vs. Texas Tech, 1/26/16
Opponent Turnovers.....	23, 3x, Last: vs. NW St, 12/19/17

PLAYER HIGHS IN THE LON KRUGER ERA

Points.....	48, Trae Young vs. Oklahoma State, 1/20/18
Rebounds.....	18, Ryan Spangler vs. Kansas, 1/4/16
.....	18, Romero Osby vs. S.C. State, 12/21/11
Assists.....	22, Trae Young vs. Northwestern St, 12/19/17

IN DEFENSE OF CHANGING STYLES

► For the second straight season, Oklahoma is off to a 9-1 start. Although their record matches last season's start, the Sooners have completely shifted their style of play from 2017-18 to 2018-19. Head coach **Lon Kruger** has shown the flexibility to adjust his style of play to the personnel on his roster. Last season, the Sooners played a fast-tempo, high-scoring style through national rookie of the year **Trae Young**. As the first player to lead the country in scoring and assists, Young drove the Sooners offense to score 84.9 points per game – the fifth most of any team last season and the eighth most in program history. The Sooners' 2017-18 tempo was the second fastest among major-conference teams with an average possession of only 14.0 seconds. Due to the speed of play and emphasis on free-flowing offense, the Sooners gave up an average of 81.7 points per game on the defensive end.

► This season, the Sooners are focusing much more on the defensive side – using their athleticism and length to force opponents deep into the shot clock and showing improvement in contesting shots. OU opponents are averaging 65.8 points per game and shooting 37.0 percent from the field (ranks second in the Big 12, seventh in the nation).

► Oklahoma's defense has been especially disruptive late in the game. In OU's 10 wins, its opponents are shooting a combined 32.9 percent (22.7 percent from 3) in the final 15 minutes of the game.

► OU has held its opponent to 60 or fewer points in four of its last eight games.

► The Sooners have held their opponents to 30 or fewer points in the first half on six occasions this season (did so zero times last season).

► OU opponents have shot under 32 percent in five of OU's 11 games this season.

SENIOR-HEAVY SOONERS

► Last season's Sooner squad was one of the youngest teams in both the Big 12 and the country. With nine freshmen and sophomores and only one senior, Oklahoma was the second least-experienced team in the conference, according to KenPom.com. The analytics website's formula, based on age and collegiate playing experience, ranked the Sooners 304 out of 351 Division I teams in experience. It will be a different story for Oklahoma this season, as its roster now features eight seniors or graduate students and only one scholarship freshman. Using the same KenPom experience metric, Oklahoma is No. 24 in experience this season and No. 1 among teams from major conferences.

► Through the combination of time and targeting experienced transfers in recruiting, the Sooners now boast the most seniors and graduates of any team in the Big 12. With seven more seniors/graduates than 2017-18, Oklahoma owns the largest-known increase of seniors in NCAA Division I this season.

► The Sooners' average age on opening night in 2017 was 19.9. On the day of OU's 2018 season opener (Nov. 9), the Oklahoma roster was an average age of 21.1 and the oldest in the Big 12.

► **Christian James, Rashard Odomes** and **Jamuni McNeace**

form the core group of OU seniors, as all three have spent at least three years in the Sooners' program. The trio combines for 297 games of collegiate experience and 123 starts. Both James and Odomes have been consistent members of OU's starting lineup over the past three seasons, while McNeace continued to see his role expanded as the 2017-18 season progressed. James' 11.9 points per game last season are the most among returning players while McNeace led Sooner returners in rebounds (5.4) and blocked shots (1.4). With a 7-foot-4 wingspan and one of the most athletic builds on the team, McNeace is gearing towards having a breakout senior season as the Sooners' starting center.

► Oklahoma also installed significant experience and leadership into its roster through the addition of two graduate transfer guards: **Aaron Calixte** and **Miles Reynolds**. An experienced point guard from the University of Maine, Calixte brings career averages of 11.6 points and 3.0 assists. With 1,125 career points to his name, Calixte averaged 16.9 points per game and shot 61-of-158 (.386) from 3-point range in 2017-18. Calixte faces the challenge of filling OU's point guard role, left open by **Trae Young's** top-five selection in the 2018 NBA Draft, but will rely on his own experience at the position along with veteran players surrounding him.

► Reynolds joins the Sooners after two seasons at Pacific, where he scored 13.3 points a game last season. The guard has experience at both the point guard position and playing off the ball and aims to lend a veteran voice to the court and locker room. In the team's annual player poll, Reynolds' teammates voted him the best vocal leader and one of OU's best leaders by example.

► The Sooner seniors also feature JUCO transfer **Ty Lazenby**, now in his second year at OU, and walk-ons **Patrick Geha** and **Luke Stephenson**.

HIGH-SCORING OFFENSE TO LOCKDOWN D

	2017-18		2018-19	
	Avg.	NCAA Rank	Avg.	NCAA Rank
Scoring Offense	84.9	5	76.6	128
Scoring Defense	81.7	337	65.8	60
FG% Defense	.443	200	.370	7

OLDER OVERNIGHT

	2017-18	2018-19
Average Age of Roster*	19.9	21.1
Roster Age Rank in Big 12	Second-Youngest	Oldest
Seniors/Graduates	1	8
Number of Seniors Rank in Big 12	Fewest	Most
KenPom.com Roster Experience Ranking	No. 304	No. 24

*On Opening Night

SENIORS AND GRADUATES TO WATCH

Player	2017-18 Scoring Average	Career Games	2017-18 School
Aaron Calixte	16.9	97	Maine
Miles Reynolds	13.3	87	Pacific
Christian James	11.9	97	Oklahoma
Rashard Odomes	7.2	79	Oklahoma
Jamuni McNeace	6.8	90	Oklahoma

AP ASSOCIATED PRESS NAMES OKLAHOMA A TOP-20 ALL-TIME BASKETBALL PROGRAM

The Associated Press announced its All-Time Top 100 last spring, a ranking system to determine the top programs in men's college basketball since the AP poll began in 1949. Oklahoma ranked 20th in the All-Time Top 100 – the second highest of any team in the Big 12.

To determine the all-time Top 100, the AP formula counted poll appearances (one point each) to mark consistency and No. 1 rankings (two points each) to acknowledge elite programs. The AP doesn't release a poll after the NCAA Tournament, so eventual national champions are not factored into these rankings.

Below are numbers breaking down Oklahoma's history in the AP poll and the Sooners' place in the All-time Top 100.

► Oklahoma ranks second among Big 12 schools in the All-Time Top 100. Kansas (No. 5) is the only school in the conference ahead of the Sooners.

► Oklahoma's football program ranks second in the AP Football All-Time Top 100. OU is the only Big 12 school to finish in the top 20 of the All-Time Top 100 in both football and men's basketball.

► Since the mid-80s, the Sooners have appeared in a majority of all AP polls. Oklahoma has been voted a top-25 team in 55 percent of AP polls since the start of the 1984 season.

► The Sooners have gone nine seasons of being ranked in every AP poll of that season - most recently 2015-16 when Lon Kruger's squad was in the top 10 of every week's poll.

► Oklahoma has been ranked No. 1 in the country for a total of eight weeks, most recently claiming the top spot for three straight weeks in 2015-16. All eight No. 1 appearances have come since 1988.

► The Sooners have been ranked in 52 of the last 85 AP polls (61 percent), all under head coach Lon Kruger.

► Oklahoma has reached the Final Four on five occasions - 1939, 1947, 1988, 2002 and 2016.

► OU has seen two players earn National Player of the Year honors in the past 10 years (the most of any school in that span) - Blake Griffin (2008-09) and Buddy Hield (2015-16).

ZERO HAS BEEN THE HERO

► Senior guard **Christian James** has been the Sooners' go-to scorer through the early weeks of the season. James entered the season as Oklahoma's top returning scorer (averaged 11.9 points per game in 2017-18) and has shown improvement in nearly all assets of his game. Through 11 games, James has scored at least 14 points in all but one contest – including four games of reaching 20 points.

► With an average of 18.5 points per game, James is fourth in the Big 12 scoring race. Seeing a Sooner on top of the conference's scoring list is nothing new for Oklahoma, as an OU player has led the Big 12 in scoring in three of the previous four seasons (Trae Young in 2017-18; Buddy Hield in 2015-16 and 2014-15).

► While playing in Battle 4 Atlanta, James averaged 19.0 points (shooting .500), 4.7 rebounds and went 11-of-23 (.478) from 3-point range to help lead OU to a 2-1 showing. His 57 total points at Battle 4 Atlanta were the second most among participating players and aided him in being named to the event's all-tournament team.

IT'S NOT WHERE YOU START...

► Oklahoma was voted eighth in the Big 12 Conference's 2018-19 preseason poll. OU has finished as well or better in the conference standings than predicted in five of its seven previous seasons under Kruger. Kruger's OU teams have surpassed their win total from each subsequent season in six of the last seven years.

THE OTHER STAR FRESHMAN

► Last season, freshman sensation **Trae Young** catapulted himself into the national spotlight by becoming the first college player to lead the country in points and assists. While Young's dominating success garnished the headlines, fellow freshman **Brady Manek** quietly put together a solid rookie season of his own. The forward ranked in the top 10 among Big 12 freshmen in points (10.2), rebounds (5.2), blocks (0.7), 3-point field goal percentage (.383) and made 3-pointers (59). Manek's 312 points were the 12th-most by a freshman in OU history and his 59 3-pointers rank fourth-most ever by a Sooner rookie. He was one of three Big 12 freshmen to average over 10 points and 5 rebounds and one of only nine Division I freshmen to produce at least 160 rebounds and 50 3-pointers over the 2017-18 season.

► Manek proved to be a crucial component in the Sooners' winning recipe. In Oklahoma's 18 victories last season, Manek averaged 12.4 points and 5.1 rebounds while shooting 46-of-91 (.505) from 3-point range. OU was 11-4 when Manek scored in double figures and 7-0 when he hit four or more 3-pointers.

► Now entering his sophomore season, Manek will continue to be a key piece for the Sooners to succeed. He is one of two returning Sooners to average double-digit scoring in 2017-18 and his 26 starts are the second most among returners.

► Manek displayed a strong start to his sophomore season. Entering the year with no career double-doubles and only one game of over 10 rebounds, Manek produced double-doubles in each of his first three games as a sophomore. The forward became the first Sooner to open a season with three straight double-doubles since **Blake Griffin** in 2008-09.

TOUGH SCHEDULING...AGAIN

► In each of the past three seasons, ESPN's College Basketball Index has ranked the Sooners' strength of schedule as one of the top-five toughest in the country, and the Sooners head into the 2018-19 season with a chance to continue that trend through tough competition and marquee games.

► Continually proving to be the toughest and deepest conferences in college basketball, the Big 12 will once again provide a challenging double round-robin schedule. Eight of OU's nine Big 12 opponents (Baylor, Kansas, Kansas State, Oklahoma State, TCU, Texas, Texas Tech and West Virginia) qualified for the 2018 NCAA Tournament or NIT.

► The Sooners will prepare for the Big 12 portion of the schedule with a packed non-conference lineup. OU will play as many as nine non-conference contests against teams that have reached the NCAA Tournament at least once in the past two seasons. Five teams qualified for the 2018 NCAA Tournament and an additional four competed in the 2018 NIT. The non-conference schedule is highlighted by home games against Wichita State (Dec. 8 in Oklahoma City) and Creighton (Dec. 18) and neutral-site contests against Florida (Nov. 21 in Bahamas), Notre Dame (Dec. 4 in New York City) and Southern California (Dec. 15 in Tulsa).

MARCH TO MADNESS

► Oklahoma aims to continue its trend of dancing in March under head coach Lon Kruger. Since 2013 (Kruger's second season at OU), the Sooners have reached the NCAA Tournament on five occasions. Oklahoma is one of only three Big 12 programs to have its name called on five of the last six Selections Sundays. Under Kruger, the Sooners have reached the Sweet 16 twice along with a trip to the 2016 Final Four.

► Oklahoma has reached the Big Dance 26 times in the past 35 years. The Sooners' 26 NCAA Tournament appearances since 1984 are the 10th most in the nation during that span, behind only Kansas, Duke, North Carolina, Arizona, Connecticut, Kentucky, Michigan State, Syracuse and UCLA.

CHARTING JAMES' IMPROVEMENT

Category	First Three Seasons	2018-19
Points Per Game	7.4	18.5
Field Goal Percentage	.418	.504
Games of 20-Plus Points	2	4
Games of Four-Plus 3-Pointers	6	3
Longest Streak of Scoring 15 Points	3	6
Double-Doubles	0	4

MANEK AMONG BIG 12 FRESHMEN IN 2017-18

Category	Per Game	Rank
Points	10.2	8
Rebounds	5.2	4
Blocks	0.7	6
3-Point FG	1.8	3
3-Point FG Pct.	.383	3*

*Min. 100 3-PT FGA

the 2017-18 season.



#NBASooners

► With **Trae Young**'s selection as the fifth overall pick in 2018 NBA Draft, he became the fourth Sooner to be drafted in the Kruger era and the third OU guard to hear his name called on draft night in the past three years. Over the past 10 seasons, Oklahoma boasts seven NBA Draft selections, including three lottery picks.

Blake Griffin was selected as the No. 1 overall pick in 2009 and **Buddy Hield** was taken with the sixth choice in 2016.

► OU is the only school with multiple guards (Hield and Young) selected in the top six over the last three NBA Drafts.

► Oklahoma and Duke are the only schools with multiple top-six picks over the last three drafts.

► Griffin, Hield and Young were all drafted in the top six of their respective drafts. Over the past decade, only Kentucky (eight), Duke (six) and Kansas (four) have more top-six draft picks than Oklahoma.

► Over the last three drafts, Oklahoma has as many top-10 draft picks (two) as the rest of the Big 12 combined (Kansas' Josh Jackson in 2017 as Texas' Mo Bamba in 2018).

► Oklahoma's three top-10 NBA Draft picks in the last 10 years are the second most in the Big 12 and fifth most in the nation during that stretch.

► The NBA trio of Griffin, Hield and Young have gotten off to a hot start in the 2018-19 season. Oklahoma and Kentucky are the only schools with three NBA players who averaged over 18 points in the month of October.

► Young was named the Eastern Conference Rookie of the Month for October/November after leading all first-year players in the East with 15.6 points and 7.6 assists per game during first two months of the season, compiling an NBA rookie-best seven point/assist double-doubles. He strung together three consecutive contests with at least 10 points and 10 assists from Nov. 1-6, becoming the first rookie with three straight point/assist doubles within his first 10 career games since John Wall in 2010.

► In total, Oklahoma has seen 49 Sooners selected into the NBA Draft, including 10 first-round picks and seven lottery selections.

KRUGER INKS TOP-10 RECRUITING CLASS

► Oklahoma men's basketball head coach **Lon Kruger** announced the Sooners' highly-anticipated 2019 recruiting class on Nov. 15. The Sooners' recruiting class is listed in the top 10 nationally by both ESPN (No. 8) and 247Sports (No. 9) and is ranked No. 11 by Rivals. Both ESPN and 247 also list Oklahoma's incoming class as the best in the Big 12.

► The class is comprised of three high school seniors all ranked in the top 100 nationally along with two experienced junior college transfers. Making up the signing class are guards **De'Vion Harmon** (Denton, Texas) and **Alondes Williams** (River Grove, Ill.), forwards **Jalen Hill** (Las Vegas, Nev.) and **Victor Iwuakor** (Sulphur Springs, Texas) and center **Corbin Merritt** (Tallahassee, Fla.).

THEM BOYS UP TO SOMETHING...

► Jordan Brand continues to expand both on the court and on the field. On Nov. 9, 2017, the brand welcomed the University of Oklahoma to the family, making it just the fifth collegiate basketball program and third football program to represent the Jumpman. The Sooners' uniforms are now in their first season of featuring the iconic Jumpman logo. The partnership includes the football team and the men's and women's basketball teams. Oklahoma joins Florida, Michigan and North Carolina as the only schools to wear the Jumpman on its football and basketball uniforms.

COACHING LEGEND

► In his 33 seasons as a collegiate head coach, **Lon Kruger** has built his career on the foundation of hard work, humility, integrity and service. From becoming the first Division I coach to guide five different schools to the NCAA Tournament to his dedicated work with Coaches vs. Cancer, Kruger has established a reputation as a genuine leader, winning coach and community champion. The John R. Wooden Award has recognized Kruger's accolades both on and off the court by selecting him as this season's recipient of its Legends of Coaching Award. The honor was announced in October by Nan Wooden, daughter of Hall of Fame coach John Wooden.

► Created in 1999, the Legends of Coaching honor recognizes college coaches who exemplify Coach Wooden's high standard of coaching success and personal integrity. The honorees are selected based on character, success on the court, graduation rate of student-athletes in their basketball program, coaching philosophy and identification with the goals of the John R. Wooden Award. As this year's recipient, Kruger joins a prestigious list of previous honorees that includes Geno Auriemma, Jim Boeheim, Jim Calhoun, Billy Donovan, Tom Izzo, Mike Krzyzewski, Lute Olson, Bill Self, Dean Smith, Pat Summitt and Roy Williams. Kruger will be awarded the honor during the fifth annual ESPN College Basketball Awards on April 12, 2019.

► Entering his eighth season as the Sooners' head coach, Kruger is the first Division I coach to take five different schools to the NCAA Tournament and the only coach to win an NCAA Tournament game with five different programs. In 2015 he became the first coach since the NCAA Tournament expanded to 64 teams in 1985 to take four programs to the Sweet 16 or beyond. He has reached the Final Four in 1994 (Florida) and 2016 (Oklahoma) and owns the 10th-most victories (619) among active Division I head coaches.

► Kruger's success at Oklahoma has been evident throughout the country, taking a Sooners team that went 27-36 (.429) in the two seasons prior to his arrival to reaching the Final Four just five years into the job. Since 2011, Kruger has racked up five NCAA Tournament appearances, coached four NBA Draft picks, a national player of the year (**Buddy Hield**), a national freshman of the year (**Trae Young**) and was named the 2014 AP Big 12 Coach of the Year.

► Kruger has also shown a passion for community leadership, particularly in the fight against cancer. This summer, he was named council chair of Coaches vs. Cancer, a nationwide program partnering with the American Cancer Society and the NABC. Kruger has been a member of the Coaches vs. Cancer Council since 2007 and has been a longtime supporter of the American Cancer Society. As founder and chairman of the Coaches vs. Cancer Las Vegas Golf Classic, Kruger's leadership has helped the event raise over \$3.5 million over the last 11 years.

GRIFFIN GIVES BACK

► The Griffin Family Performance Center is an 18,400-gross-square foot training center located just south of the men's and women's basketball's two existing practice gyms. The performance center, which opened this past summer, was designed to help enhance the strength and conditioning training facilities for both men's and women's programs, as well other Sooner student-athletes. The center was primarily financed through a generous gift from Oklahoma alum **Blake Griffin** – the 2009 consensus national player of the year and the No. 1 overall pick in that year's NBA Draft.

RESULTS AND GAME LEADERS

Date	Opponent	W/L	Score	Margin	Attend.	Points Leader	Rebounds Leader	Assists Leader
11/9	at UTRGV	W	91-76	+15	5,071	James - 29	Manek/McNeace - 12	Bieniemy - 4
11/12	at UTSA	W	87-67	+20	2,494	James - 24	Doolittle/Manek - 11	Bieniemy/Calixte - 4
11/18	Wofford	W	75-64	+11	8,432	Manek - 18	Manek - 11	James - 3
11/21	vs. Florida	W	65-60	+5	1,401	James - 18	Manek - 10	Four Players - 2
11/22	vs. No. 25 Wisconsin	L	58-78	-20	1,182	James - 18	McNeace - 6	Calixte/Bieniemy - 2
11/23	vs. Dayton	W	65-54	+11	1,052	James - 21	McNeace - 8	James - 4
11/27	North Texas	W	73-57	+16	6,553	Reynolds - 17	McNeace - 10	James - 4
12/4	vs. Notre Dame	W	85-80	+5	8,449	James - 25	James - 10	Bieniemy/Calixte - 4
12/8	Wichita State	W	80-48	+32	7,015	James/Reynolds - 14	James - 13	Bieniemy/Calixte - 3
12/15	USC	W	81-70	+11	7,170	Reynolds - 20	James - 15	Bieniemy - 6
12/18	Creighton	W	83-70	+13	8,020	Manek - 18	James - 12	Calixte/Reynolds - 4

POINTS, REBOUNDS AND ASSISTS

Date	Opponent	0 JAMES	1 ODOMES	2 CALIXTE	3 REYNOLDS	4 MCNEACE	5 FREEMAN	14 LAZENBY	21 DOOLITTLE	22 GEHA	24 BIENIEMY	32 STRELLER	35 MANEK	44 PÖLLÄ	52 KUATH
11/9	at UTRGV	<u>29-3-1</u>	7-1-1	<u>15-2-3</u>	6-2-1	<u>9-12-1</u>	3-0-1	DNP	<u>7-3-1</u>	DNP	1-1-4	DNP	<u>12-12-2</u>	0-1-0	2-2-1
11/12	at UTSA	<u>24-3-1</u>	2-1-0	<u>18-2-4</u>	7-2-0	<u>8-3-1</u>	0-3-1	DNP	<u>8-11-1</u>	DNP	8-2-4	DNP	<u>10-11-1</u>	0-1-0	2-1-0
11/18	Wofford	<u>15-5-3</u>	0-1-1	<u>7-2-2</u>	12-1-1	<u>4-4-0</u>	11-2-2	DNP	<u>8-9-1</u>	DNP	0-0-0	0-0-0	<u>18-11-1</u>	0-0-0	0-1-0
11/21	vs. Florida	<u>18-7-1</u>	11-3-1	<u>4-3-2</u>	4-1-2	<u>11-6-2</u>	3-2-1	DNP	<u>2-8-1</u>	DNP	4-5-2	DNP	<u>6-10-1</u>	0-0-0	2-0-0
11/22	vs. Wisconsin	<u>18-2-1</u>	7-2-1	<u>10-2-2</u>	1-1-0	<u>5-6-0</u>	2-0-1	DNP	<u>9-5-0</u>	DNP	3-2-2	DNP	<u>3-5-0</u>	DNP	0-1-0
11/23	vs. Dayton	<u>21-5-4</u>	0-0-1	<u>2-4-3</u>	17-4-0	<u>16-8-2</u>	3-2-1	DNP	<u>0-1-0</u>	DNP	3-1-3	DNP	<u>3-7-1</u>	DNP	0-0-0
11/27	North Texas	<u>9-2-4</u>	3-1-0	<u>7-2-3</u>	17-3-1	<u>16-10-0</u>	0-2-1	DNP	<u>8-3-0</u>	DNP	3-6-0	DNP	<u>10-8-3</u>	0-0-0	DNP
12/4	vs. Notre Dame	<u>25-10-3</u>	2-5-3	<u>12-3-4</u>	<u>9-4-3</u>	DNP	11-4-1	DNP	<u>6-3-0</u>	DNP	3-1-4	DNP	<u>17-8-1</u>	0-1-0	DNP
12/8	Wichita State	<u>14-13-2</u>	4-6-0	<u>10-3-3</u>	<u>14-4-2</u>	DNP	11-3-0	DNP	<u>6-8-0</u>	2-0-0	5-4-3	0-0-0	<u>8-3-0</u>	6-3-0	DNP
12/15	USC	<u>16-15-2</u>	7-0-0	<u>8-2-4</u>	<u>20-4-0</u>	2-3-1	6-2-0	DNP	<u>5-5-0</u>	DNP	2-5-6	DNP	<u>15-5-1</u>	0-0-0	DNP
12/18	Creighton	<u>14-12-0</u>	13-1-0	<u>2-4-4</u>	<u>13-4-4</u>	<u>4-1-0</u>	3-4-1	DNP	<u>13-5-1</u>	DNP	3-1-2	DNP	<u>18-5-1</u>	DNP	DNP

Starters Underlined

GAME-BY-GAME TEAM STATS

		FG-A	Pct.	3FG-A	Pct.	FT-A	Pct.	O-D-T	PF	A	TO	B	S	1	2	TP
11/9	at UTRGV Oklahoma	29-69 29-58	.420 .500	9-19 11-23	.474 .478	9-17 22-31	.529 .710	12-25-37 10-33-43	25 22	16 16	15 15	3 7	10 8	31 43	45 48	76 91
11/12	at UTSA Oklahoma	26-73 35-69	.356 .507	9-29 8-19	.310 .421	6-7 9-11	.857 .818	16-26-42 9-32-41	16 13	13 13	20 14	3 5	5 8	29 39	38 48	67 87
11/18	Wofford at Oklahoma	24-64 25-58	.375 .431	10-32 6-18	.313 .333	6-13 19-30	.462 .633	10-28-38 12-33-45	24 15	12 11	9 7	2 0	4 5	38 37	26 38	64 75
11/21	vs. Florida Oklahoma	23-59 25-64	.390 .391	11-28 4-18	.392 .222	3-11 11-15	.273 .733	7-27-34 15-33-48	14 13	15 13	11 14	6 8	9 6	30 32	30 33	60 65
11/22	No. 25 Wisconsin vs. Oklahoma	28-59 24-51	.475 .471	14-22 5-13	.636 .385	8-11 5-11	.727 .455	10-23-33 9-22-31	12 14	16 7	8 15	3 7	8 5	31 28	47 30	78 58
11/23	Dayton vs. Oklahoma	19-60 21-50	.317 .420	6-24 6-18	.250 .333	10-15 17-21	.667 .810	12-24-36 6-32-38	17 18	12 15	9 8	2 4	6 4	28 34	26 31	54 65
11/27	North Texas at Oklahoma	19-69 25-53	.275 .472	6-26 6-17	.231 .353	13-17 17-33	.765 .515	14-27-41 7-35-42	26 15	8 12	17 16	1 4	8 8	27 29	30 44	57 73
12/4	vs. Notre Dame Oklahoma	31-74 32-68	.419 .471	7-25 15-29	.280 .517	11-19 6-8	.579 .750	12-30-42 8-35-43	13 18	13 19	4 12	3 4	7 3	36 43	44 42	80 85
12/8	Wichita State at Oklahoma	15-62 26-59	.242 .441	5-27 10-25	.185 .400	13-15 18-22	.867 .818	11-22-33 14-38-52	17 15	5 10	15 18	2 2	6 7	27 35	21 45	48 80
12/15	USC at Oklahoma	23-66 30-61	.348 .492	6-20 6-18	.300 .333	18-25 15-25	.720 .600	13-26-39 9-35-44	24 20	11 14	18 17	2 2	5 7	28 40	42 41	70 81
12/18	Creighton at Oklahoma	29-63 30-58	.460 .517	7-30 5-17	.233 .294	5-14 18-28	.357 .643	9-26-35 8-31-39	21 19	10 13	18 14	1 5	4 2	33 47	37 36	70 83

SCORING + SPECIALTY STATS

Date	Opponent	First Half		Second Half		Total		Starters		Bench		In the Paint		Fast Break		Second Chance		Off Turnovers	
		OU	Opp.	OU	Opp.	OU	Opp.	OU	Opp.	OU	Opp.	OU	Opp.	OU	Opp.	OU	Opp.	OU	Opp.
11/9	at UTRGV	43	31	48	45	91	76	72	51	19	25	34	28	28	13	4	9	18	19
11/12	at UTSA	39	29	48	38	87	67	68	56	19	11	52	32	17	8	13	11	21	15
11/18	Wofford	37	38	38	26	75	64	52	47	23	17	26	20	2	0	12	7	5	11
11/21	vs. Florida	32	30	33	30	65	60	41	34	24	26	38	18	2	6	9	9	10	17
11/22	vs. Wisconsin	28	31	30	47	58	78	45	57	13	21	30	26	0	0	7	12	8	13
11/23	vs. Dayton	34	28	31	26	65	54	42	45	23	9	28	26	4	6	3	13	9	8
11/27	North Texas	29	27	44	30	73	57	50	38	23	19	38	24	8	0	15	12	15	12
12/4	vs. Notre Dame	43	36	42	44	85	80	69	50	16	30	26	46	12	11	4	14	7	15
12/8	Wichita State	35	27	45	21	80	48	52	30	28	18	30	16	6	2	10	11	19	12
12/15	USC	40	28	41	42	81	70	64	51	17	19	44	28	10	0	4	10	15	19
12/18	Creighton	47	33	36	37	83	70	51	53	32	17	44	42	4	4	8	6	18	14
	Totals	407	338	436	386	842	724	606	512	237	213	380	306	93	50	89	114	135	155
	Season Averages	37.0	30.7	39.6	35.1	76.6	65.6	55.1	46.6	21.6	19.4	34.6	27.8	8.5	4.6	8.1	10.4	12.3	14.1

DOUBLE-DIGIT PERFORMANCES AND GAME LEADERS

	10+ POINTS	20+ POINTS	30+ POINTS	10+ REBOUNDS	10+ ASSISTS	DOUBLE-DOUBLES	POINTS	LED OU IN... REBOUNDS	ASSISTS
Jamal Bieniemy	-	-	-	-	-	-	-	-	7
Aaron Calixte	5	-	-	-	-	-	-	-	6
Kristian Doolittle	1	-	-	1	-	-	-	1	-
Matt Freeman	3	-	-	-	-	-	-	-	-
Patrick Geha	-	-	-	-	-	-	-	-	-
Christian James	10	3	-	4	-	4	7	3	3
Kur Kuath	-	-	-	-	-	-	-	-	-
Ty Lazenby	-	-	-	-	-	-	-	-	-
Brady Manek	7	-	-	4	-	3	2	4	-
Jamuni McNeace	3	-	-	2	-	1	-	4	1
Rashard Odomes	2	-	-	-	-	-	-	-	-
Hannes Pöllä	-	-	-	-	-	-	-	-	-
Miles Reynolds	6	6	-	-	-	-	3	1	2
Read Streller	-	-	-	-	-	-	-	-	-

GAME MARGINS

	1	2	3	4	5	6	7	8	9	10	11	12	13	14	15	16+	OU IN GAMES DECIDED BY ...	
Wins by...	-	-	-	-	2	-	-	-	-	-	3	-	1	-	1	3	5 points or less.....	2-0
Losses by...	-	-	-	-	-	-	-	-	-	-	-	-	-	-	-	1	6-10 points.....	0-0
																	11-19 points.....	6-0
																	20 or more points.....	2-1

LEADS AND DEFICITS

Largest lead	32, Dec. 8 vs. Wichita State	Largest halftime deficit in a win	1, Nov. 18 vs. Wofford
Largest deficit.....	21, Nov. 22 vs. Wisconsin	Largest deficit in a win	7, Nov. 23 vs. Dayton
Largest halftime lead.....	14, Dec. 18 vs. Creighton	Largest winning margin	32, Dec. 8 vs. Wichita State
Largest halftime deficit.....	3, Nov. 22 vs. Wisconsin	Largest losing margin.....	20, Nov. 21 vs. Wisconsin

OU'S RECORD WHEN...

Home	5-0	Fewer 3-point field goals	4-1
At Lloyd Noble Center.....	3-0	Same 3-point field goals.....	3-0
Road	2-0	Bench outscores opponent bench	6-0
Neutral Site	3-1	Bench outscored by opponent bench.....	4-1
Overtime	0-0	More points in the paint.....	9-1
Big 12 Conference Games.....	0-0	Fewer or same points in the paint	1-0
Non-Conference Games	10-1	More fast break points	7-0
vs. AP Top 25 opponents	0-1	Fewer or same fast break points	3-1
vs. Power Five school (Big 12, Big 10, Pac 12, SEC, ACC).....	3-1	More second chance points.....	3-0
vs. non-Power Five school	7-0	Fewer or same second chance points.....	7-1
On no days rest	1-1	Outrebound opponent.....	9-0
On one days rest.....	0-0	Tied or outrebounded by opponent	1-1
On two days rest.....	3-0	Same or fewer turnovers than opp.	7-0
On three days rest	1-0	More turnovers than opp.	3-1
On four days rest	1-0	Score fewer than 50 pts.	0-0
One five+ days rest.....	4-0	Score 50-59 pts.	0-1
Ahead at the half	9-0	Score 60-69 pts.	2-0
Behind at the half.....	1-1	Score 70-79 pts.	2-0
Tied at the half.....	0-0	Score 80-89 pts.	5-0
FG% of .500 or more	3-0	Score 90 or more pts.	1-0
FG% less than .500	6-1	Allow fewer than 50 pts.	1-0
Better FG% than opp.....	10-0	Allow 50-59 pts.	2-0
Worse FG% than opp.	0-1	Allow 60-69 pts.	3-0
Same FG% as opp.	0-0	Allow 70-79 pts.	3-1
More 3-point field goals	3-0	Allow 80-89 pts.	1-0

TEAM HIGHS AND LOWS

OKLAHOMA

	HIGH	LOW
Points	91 vs. UTRGV, Nov. 9	58, vs. Wisconsin, Nov. 22
Points in a Half	48, twice, last: (second) vs. UTRGV, Nov. 9	28 (first), vs. Wisconsin, Nov. 22
Points in an Overtime Period	--	--
Field Goals	35 vs. UTSA, Nov. 12	21 vs. Dayton, Nov. 23
Field Goal Attempts	69 vs. UTSA, Nov. 12	50 vs. Dayton, Nov. 23
Field Goal Percentage	.517 vs. Creighton, Dec. 18	.391 vs. Florida, Nov. 21
3-Point Field Goals	15 vs. Notre Dame, Dec. 4	4 vs. Florida, Nov. 21
3-Point Field Goal Attempts	29 vs. Notre Dame, Dec. 4	13 vs. Wisconsin, Nov. 22
3-Point Field Goal Percentage (min. 10 att.)	.517 vs. Notre Dame, Dec. 4	.222 vs. Florida, Nov. 21
Free Throws Made	22 vs. UTRGV, Nov. 9	5 vs. Wisconsin, Nov. 22
Free Throw Attempts	33 vs. North Texas, Nov. 27	8 vs. Notre Dame, Dec. 4
Free Throw Percentage (min. 10 att.)	.818, twice, last: vs. Wichita State, Dec. 8	.455 vs. Wisconsin, Nov. 22
Offensive Rebounds	15 vs. Florida, Nov. 21	6 vs. Dayton, Nov. 23
Defensive Rebounds	38 vs. Wichita State, Dec. 8	22 vs. Wisconsin, Nov. 22
Total Rebounds	52 vs. Wichita State, Dec. 8	31 vs. Wisconsin, Nov. 22
Personal Fouls	22 vs. UTRGV, Nov. 9	13, 3 times, last: vs. Wisconsin, Nov. 22
Assists	19 vs. Notre Dame, Dec. 4	7 vs. Wisconsin, Nov. 22
Turnovers	18 vs. Wichita State, Dec. 8	7 vs. Wofford, Nov. 18
Blocked Shots	8 vs. Florida, Nov. 21	0 vs. Wofford, Nov. 18
Steals	8, 3 times, last: vs. North Texas, Nov. 27	2 vs. Creighton, Dec. 18

OPPONENTS

	HIGH	LOW
Points	80 by Notre Dame, Dec. 4	48 by Wichita State, Dec. 8
Points in a Half	47 (second) by Wisconsin, Nov. 22	21 (second) by Wichita State, Dec. 8
Points in an Overtime Period	--	--
Field Goals	31 by Notre Dame, Dec. 4	15 by Wichita State, Dec. 8
Field Goal Attempts	74 by Notre Dame, Dec. 4	59, twice, last: by Wisconsin, Nov. 22
Field Goal Percentage	.475 by Wisconsin, Nov. 22	.242 by Wichita State, Dec. 8
3-Point Field Goals	14 by Wisconsin, Nov. 22	5 by Wichita State, Dec. 8
3-Point Field Goal Attempts	32 by Wofford, Nov. 18	19 by UTRGV, Nov. 9
3-Point Field Goal Percentage (min. 10 att.)	.636 by Wisconsin, Nov. 22	.185 by Wichita State, Dec. 8
Free Throws Made	18 by USC, Dec. 15	3 by Florida, Nov. 21
Free Throw Attempts	25 by USC, Dec. 15	7 by UTSA, Nov. 12
Free Throw Percentage (min. 10 att.)	.867 by Wichita State, Dec. 8	.273 by Florida, Nov. 21
Offensive Rebounds	16 by UTSA, Nov. 12	7 by Florida, Nov. 21
Defensive Rebounds	30 by Notre Dame, Dec. 4	22 by Wichita State, Dec. 8
Total Rebounds	42, twice, last: by Notre Dame, Dec. 4	33, twice, last: by Wichita State, Dec. 8
Personal Fouls	26 by North Texas, Nov. 27	12 by Wisconsin, Nov. 22
Assists	16, twice, last: by Wisconsin, Nov. 22	5 by Wichita State, Dec. 8
Turnovers	20 by UTSA, Nov. 12	4 by Notre Dame, Dec. 4
Blocked Shots	6 by Wisconsin, Nov. 22	1, twice, last: by Creighton, Dec. 18
Steals	10 by UTRGV, Nov. 9	4, twice, last: by Creighton, Dec. 18

INDIVIDUAL TOP PERFORMANCES

OKLAHOMA HIGHS

Points	29, Christian James vs. UTRGV, Nov. 9
Field Goals	10, Christian James vs. Notre Dame, Dec. 4
Field Goal Attempts	19, Christian James vs. Notre Dame, Dec. 4
FG Pct. (min. 5 made)	1.000 (5-for-5), Aaron Calixte vs. Notre Dame, Dec. 4
3-Point Field Goals	5, Brady Manek vs. Notre Dame, Dec. 4
3-Point FG Attempts	10, Christian James vs. UTRGV, Nov. 9
3-Point FG Pct. (min. 3 made)	.750 (3-of-4), Aaron Calixte vs. UTRGV, Nov. 9
Free Throws	13, Miles Reynolds vs. Dayton, Nov. 23
Free Throw Attempts	14, Miles Reynolds vs. Dayton, Nov. 23
Free Throw Pct. (min. 5 made)	1.000 (7-of-7), Miles Reynolds vs. Wichita State, Dec. 8
Rebounds	15, Christian James vs. USC, Dec. 15
Assists	6, Jamal Bieniemy vs. USC, Dec. 15
Turnovers	4, Christian James vs. Creighton, Dec. 18
	4, Aaron Calixte vs. USC, Dec. 15
	4, Aaron Calixte vs. Notre Dame, Dec. 4
	4, Jamuni McNeace, vs. Dayton, Nov. 23
	4, Jamuni McNeace, vs. UTSA Nov. 12
	4, Brady Manek vs. UTRGV, Nov. 9
Blocked Shots	5, Jamuni McNeace vs. Wisconsin, Nov. 22
Steals	5, Jamal Bieniemy vs. UTSA, Nov. 12

OPPONENT HIGHS

Points	25, D'Mitrik Trice of Wisconsin, Nov. 22
Field Goals	9, Martin Krampelj of Creighton, Dec. 18
Field Goal Attempts	18, Kletcher Magee of Wofford, Nov. 18
	18, Keaton Wallace of UTSA, Nov. 12
FG Pct. (min. 5 made)	.875 (7-of-8), Lesley Varner of UTRGV, Nov. 9
3-Point Field Goals	7, D'Mitrik Trice of Wisconsin, Nov. 22
3-Point Field Goal Attempts	13, Kletcher Magee of Wofford, Nov. 18
3-Point FG Pct. (min. 3 made)	.875 (7-of-8), D'Mitrik Trice of Wisconsin, Nov. 22
Free Throws	5, Nick Rakocevic of USC, Dec. 15
	5, Trey Landers of Dayton, Nov. 23
Free Throw Attempts	8, Nick Rakocevic of USC, Dec. 15
Free Throw Pct. (min. 5 made)	1.000 (5-for-5), Markis McDuffie of Wichita State, Dec. 8
Rebounds	14, John Mooney of Notre Dame, Dec. 4
Assists	6, Rex Pflueger of Notre Dame, Dec. 4
	6, Jalen Crutcher of Dayton, Nov. 23
	6, Andrew Nembhard of Florida, Nov. 21
	6, Javon Levi of UTRGV, Nov. 9
Turnovers	7, Giovanni De Nicolao of UTSA, Nov. 12
Blocked Shots	3, Juwan Durham of Notre Dame, Dec. 4
	3, Kevarius Hayes of Florida, Nov. 21
Steals	4, Umoja Gibson of North Texas, Nov. 27
	4, Javon Levi of UTRGV, Nov. 9

OKLAHOMA'S TOP INDIVIDUAL PERFORMANCES

POINTS	
29.....	Christian James vs. UTRGV, Nov. 9
25.....	Christian James vs. Notre Dame, Dec. 4
24.....	Christian James vs. UTSA, Nov. 12
21.....	Christian James vs. Dayton, Nov. 23
20.....	Miles Reynolds vs. USC, Dec. 15
18.....	Brady Manek vs. Creighton, Dec. 18
18.....	Christian James vs. Wisconsin, Nov. 22
18.....	Christian James vs. Florida, Nov. 21
18.....	Brady Manek vs. Wofford, Nov. 18
18.....	Aaron Calixte vs. UTSA, Nov. 12
17.....	Brady Manek vs. Notre Dame, Dec. 4
17.....	Miles Reynolds vs. North Texas, Nov. 27
17.....	Miles Reynolds vs. Dayton, Nov. 23
16.....	Christian James vs. USC, Dec. 15
16.....	Jamuni McNeace vs. North Texas, Nov. 27
16.....	Jamuni McNeace vs. Dayton, Nov. 23

REBOUNDS	
15.....	Christian James vs. USC, Dec. 15
13.....	Christian James vs. Wichita State, Dec. 8
12.....	Christian James vs. Creighton, Dec. 18
12.....	Brady Manek vs. UTRGV, Nov. 9
12.....	Jamuni McNeace vs. UTRGV, Nov. 9
11.....	Brady Manek vs. Wofford, Nov. 18
11.....	Kristian Doolittle vs. UTSA, Nov. 12
11.....	Brady Manek vs. UTSA, Nov. 12

ASSISTS	
6.....	Jamal Bieniemy vs. USC, Dec. 15
4.....	Aaron Calixte vs. Creighton, Dec. 18
4.....	Miles Reynolds vs. Creighton, Dec. 18
4.....	Aaron Calixte vs. USC, Dec. 15
4.....	Jamal Bieniemy vs. Notre Dame, Dec. 4
4.....	Aaron Calixte vs. Notre Dame, Dec. 4
4.....	Christian James vs. North Texas, Nov. 27
4.....	Christian James vs. Dayton, Nov. 23
4.....	Aaron Calixte vs. UTSA, Nov. 12
4.....	Jamal Bieniemy vs. UTSA, Nov. 12
4.....	Jamal Bieniemy vs. UTRGV, Nov. 9

BLOCKED SHOTS	
5.....	Jamuni McNeace vs. Wisconsin, Nov. 22
4.....	Jamuni McNeace vs. Florida, Nov. 21
3.....	Jamuni McNeace vs. Creighton, Dec. 18
3.....	Jamuni McNeace vs. Dayton, Nov. 23

STEALS	
5.....	Jamal Bieniemy vs. UTSA, Nov. 12
3.....	Brady Manek vs. North Texas, Nov. 27

3-POINT FIELD GOALS	
5.....	Brady Manek vs. Notre Dame, Dec. 4
4.....	Christian James vs. Dayton, Nov. 23
4.....	Christian James vs. Wisconsin, Nov. 22
4.....	Christian James vs. UTRGV, Nov. 9

FREE THROW MAKES	
13.....	Miles Reynolds vs. Dayton, Nov. 23
7.....	Miles Reynolds vs. Wichita State, Dec. 8
7.....	Christian James vs. UTRGV, Nov. 9

#24 JAMAL BIENIEMY
6-4 181 FR FORWARD
KATY, TEXAS (TOMPKINS HS)

2018-19 AVERAGES

GP-GS	PTS	REB	AST	MIN
11-0	3.2	2.5	2.7	18.5

scholarship freshman.

► **HIGH SCHOOL:** A combo guard out of Tompkins High School in Katy, Texas...Comes to OU after leading Tompkins to the Texas 6A Championship Game during his senior year...Averaged 17.4 points, 7.1 rebounds, 6.3 assists and 2.0 steals as a senior...Set program records in points, assists and steals...At the conclusion of the season, was named his district's MVP and was selected to USA Today's All-USA Texas Boys Basketball Second Team...Named to the Katy ISD All-Tournament Team...A four-star recruit ranked as a top-30 shooting guard by ESPN.com and 247Sports.

► **2018-19:** Dished out a career-high six assists to go with five rebounds and a pair of steals against USC (Dec. 15)...Pulled down a career-best six rebounds against North Texas (Nov. 27)...Swiped five steals at UTSA (Nov. 12) – tied for the most by an OU freshman during the Big 12 era...Distributed a team-high four assists in his collegiate debut at UTRGV (Nov. 9)...Has dished out multiple assists off the bench in nine games...OU's only

CAREER HIGHS

Points	8 vs. UTSA (11/12/18)	3-Pt FG Made	1 (3 times)	FT Attempts	3 vs. UTRGV (11/9/18)	Blocks	1 vs. Wisconsin (11/22/18)
FG Made	4 vs. UTSA (11/12/18)	3-Pt FG Attempts	3 vs. Florida (11/21/18)	Rebounds	6 vs. North Texas (11/27/18)	Steals	5 vs. UTSA (11/12/18)
FG Attempts	10 vs. Florida (11/21/18)	FT Made	2 vs. USC (12/15/18)	Assists	6 vs. USC (12/15/18)	Minutes	25 vs. Florida (11/21/18)

2 AARON CALIXTE
5-11 179 GR GUARD
STOUGHTON, MASS. (MAINE)

2018-19 AVERAGES

GP-GS	PTS	REB	AST	MIN
11-11	8.6	2.6	3.1	23.5

2017-18 AVERAGES (AT MAINE)

GP-GS	PTS	REB	AST	MIN
32-32	16.9	3.1	3.2	33.2

► **2018-19:** Went a perfect 5-of-5 from the field to score 12 points against Notre Dame (Dec. 4)...Totaled 18 points and four dimes at UTSA (Nov. 15)...Registered 15 points and three assists in his OU debut at UTRGV (Nov. 9)...An experienced point guard who joined the Sooners as a graduate transfer after four years at Maine...Five games of double-digit scoring.

► **2017-18:** Scored 1,125 points in 97 career games with the Black Bears...In 32 games (all starts) at Maine last season, averaged 16.9 points, 3.2 assists and 3.1 rebounds in 33.2 minutes...Went 61-of-158 (.386) from 3-point range...America East Third Team All-Conference selection...Led Maine in points per game (16.9), assists (3.2), minutes (33.2), 3-point field goal percentage (.386) and free throw percentage (.899)...In conference play, averaged 19.3 points per game, 3.3 rebounds, 3.8 assists and 1.1 steals per game...Shot

51 percent against conference opponents (110-for-213), along with 39 percent from long distance (32-of-82)...Led America East and ranked 14th nationally in free throw percentage (.899)...Broke Maine's 57-year old school record for consecutive free throws made in a season (37) in a span of 11 games...Named America East Player of the Week on Jan. 8 after averaging 19.5 points, 6.0 assists and 3.5 rebounds against Stony Brook and Binghamton to open conference play...Reached double-figures in scoring in 30 games, while breaking the 20-point milestone in nine contests...Set a career-high with 25 points by going 10-for-14 from the field and 3-of-5 from 3-point range against Albany (Feb. 24)...Distributed a career-high nine assists against Boston (Nov. 22)...Shot above 50 percent from the floor in 13 games.

CAREER HIGHS

Points	25 vs. Albany (2/24/18)	3-Pt FG Made	4 vs. UMass Lowell (2/21/18)	FT Attempts	11 vs. Stony Brook (2/13/18)	Blocks	1 (8 times)
FG Made	10 (twice)	3-Pt FG Attempts	9 vs. New Hampshire (1/24/17)	Rebounds	11 vs. Hartford (2/25/15)	Steals	3 (4 times)
FG Attempts	20 (twice)	FT Made	10 vs. Stony Brook (2/13/18)	Assists	9 (twice)	Minutes	41 vs. Sacred Heart (11/19/17)

#21 KRISTIAN DOOLITTLE
6-7 232 JR FORWARD
EDMOND, OKLA. (EDMOND MEMORIAL HS)

2018-19 AVERAGES

GP-GS	PTS	REB	STL	MIN
11-10	6.5	5.5	0.6	21.4

2017-18 AVERAGES

GP-GS	PTS	REB	AST	MIN
22-6	2.9	4.3	0.6	17.0

► **2018-19:** Reached double figures for the first time since his freshman year when he scored 13 points with five boards against Creighton (Dec. 18)...Has produced five games with at least five points and five rebounds...Pulled down 11 rebounds at UTSA (Nov. 12)...One of OU's best defenders who can guard multiple positions...One game of double-digit scoring...One game of double-digit rebounds.

► **2017-18:** In 22 games (six starts), averaged 2.9 points and 4.3 rebounds in 17.0 minutes...During Big 12 play (17 appearances), averaged 3.1 points, 4.5 rebounds in 17.9 minutes...Secured a season-high nine points - including four in overtime - against TCU on Jan. 13...Scored his first points of the season on Jan. 6 at West Virginia...Made his 2017-18 debut on Dec. 19 against Northwestern State, pulling down two boards in seven minutes...Returned to the team on Dec. 17 after sitting out the university's fall semester...Two games of

10-plus rebounds.

CAREER HIGHS

Points	29 vs. Texas (1/23/17)	3-Pt FG Made	4 vs. Texas (1/23/17)	FT Attempts	9 (twice)	Blocks	2 (twice)
FG Made	10 vs. Texas (1/23/17)	3-Pt FG Attempts	5 (twice)	Rebounds	15 vs. Iowa State (1/21/17)	Steals	3 (twice)
FG Attempts	18 vs. Texas (1/23/17)	FT Made	8 vs. TCU (3/4/17)	Assists	4 vs. Kansas State (1/7/17)	Minutes	36 vs. Iowa State (1/21/17)

5 MATT FREEMAN

6-10 227 JR FORWARD

AUCKLAND, NEW ZEALAND (WESTLAKE BOYS HS)



2018-19 AVERAGES				
GP-GS	PTS	REB	3FG	MIN
11-0	4.8	2.2	1.3	14.0

2017-18 AVERAGES				
GP-GS	PTS	REB	AST	MIN
26-0	2.5	1.3	0.4	9.4

► **2018-19:** Shooting 14-of-28 (.500) from 3-point range this season...Has already matched his 2017-18 season total for made 3-pointers (14), hitting the mark on 17 fewer attempts...Sunk multiple 3-pointers in three straight games (Dec. 4-15) for the first time in his career...Scored 11 points in back-to-back games against Notre Dame (Dec. 4) and Wichita State (Dec. 8)...Sunk three 3-pointers against both the Irish and Shockers - making multiple long balls in consecutive games for the second time in his career...Came off the bench to knock down three 3-pointers on four attempts and score a season-high 11 points against Wofford (Nov. 18)... Three games of at least three 3-pointers...Three games of double-digit scoring.

► **2017-18:** In 26 games, averaged 2.5 points and 1.3 rebounds in 9.4 minutes...Named to the Academic All-Big 12 First Team...Sunk three 3-pointers to score nine points against UTSA on Dec. 4...Scored eight points

on Nov. 24 vs. Portland...Opened the season by shooting 5-of-6 (3-for-3 from 3-point range) to score 13 points against Omaha (Nov. 12)...Sunk multiple 3-pointers in four games...Three games of double-digit scoring.

CAREER HIGHS

Points	15 vs. Northwestern St (11/13/16)	3-Pt FG Made	3 (6 times)	FT Attempts	2 (6 times)	Blocks	2 (twice)
FG Made	6 vs. Northwestern St (11/13/16)	3-Pt FG Attempts	7 vs. UTSA (12/4/17)	Rebounds	5 vs. Ball State (11/15/17)	Steals	1 (8 times)
FG Attempts	8 vs. Notre Dame (12/4/18)	FT Made	2 (4 times)	Assists	2 (5 times)	Minutes	22 (twice)

22 PATRICK GEHA

6-5 212 SR FORWARD

LEAWOOD, KAN. (ROCKHURST HS [KAN.])



2018-19 AVERAGES				
GP-GS	PTS	REB	AST	MIN
2-0	1.0	0.0	0.0	0.5

2017-18 AVERAGES				
GP-GS	PTS	REB	AST	MIN
5-0	0.4	0.4	0.0	2.0

► **2018-19:** Scored his first bucket of the season on Dec. 8 against Wichita State...In his final season as a walk-on.

► **2017-18:** Was his first season with the OU program as a walk-on...Saw action in five games, totaling two points and two rebounds in 10 minutes...Scored his first collegiate points on Dec. 22 against Northwestern.

CAREER HIGHS

Points	2 (twice)	3-Pt FG Made		FT Attempts	2 vs. Northwestern (12/22/17)	Blocks	
FG Made	1 vs. Wichita State (12/8/18)	3-Pt FG Attempts		Rebounds	1 (twice)	Steals	
FG Attempts	2 (twice)	FT Made	2 vs. Northwestern (12/22/17)	Assists		Minutes	3 (twice)

0 CHRISTIAN JAMES

6-4 213 SR GUARD

HOUSTON, TEXAS (BELLAIRE HS)



2018-19 AVERAGES				
GP-GS	PTS	REB	3FG	MIN
11-11	18.5	7.0	2.5	31.0

2017-18 AVERAGES				
GP-GS	PTS	REB	AST	MIN
31-31	11.9	4.4	1.5	30.2

► **2018-19:** Ranks fourth the Big 12 in scoring with 18.5 points per game...After recording no double-doubles in his first 104 collegiate games, enters tonight's game with four straight point-rebound double-doubles...One of only two Big 12 players (Dedric Lawson of Kansas) with multiple double-doubles in December...Totalled 16 points and a career-high 15 rebounds against USC (Dec. 15) in just the second game since 1996 that an OU guard has produced 15 points and 15 boards...Named the Big 12 Men's Basketball Player of the Week (for week ending Dec. 9) after averaging 19.5 points and 11.5 rebounds in a pair of off-campus wins over Notre Dame and Wichita State...Scored 14 points with 13 boards in a win over Wichita State (Dec. 8)...Produced his first career double-double by scoring 25 points and pulling down 10 boards against Notre Dame (Dec. 4) at Madison Square Garden...In the Notre Dame game, scored 16 of his 25 points in the second half, including

OU's final nine points of the night...Named to the Battle 4 Atlants all-tournament team after averaging 19.0 points (shooting .500), 4.7 rebounds and going 11-of-23 (.478) from 3-point range during the three-game event...His 57 total points at Battle 4 Atlantis were the second most among participating players...Scored 21 points with five rebounds and a career-high-tying four assists in a win over Dayton (Nov. 23)...Shot 4-of-8 from 3 for 18 points against Wisconsin (Nov. 22)...Secured 24 points on 8-of-10 shooting (3-of-5 from 3-point range) in a road win at UTSA (Nov. 12)...Opened the season with a career-high 29 points at UTRGV (Nov. 9) - the most points in a season opener by a Sooner since Buddy Hield scored 30 at Memphis in 2015...Has sunk at least three 3-pointers on seven occasions...Ten games of double-digit scoring...Five games of 20-plus points...Four games of double-digit rebounds...Four double-doubles.

► **2017-18:** In 31 games (all starts), averaged 11.9 points (25th in Big 12), 4.4 rebounds, 1.5 assists and 1.1 steals in 30.2 minutes...Shot .458 from the field and .365 from 3-point range...During Big 12 play (18 games), averaged 12.2 points, 4.4 rebounds and 1.2 assists in 31.4 minutes...His 1.9 made 3-pointers per game ranked 10th in the Big 12...Scored 22 points at Iowa State (Feb. 10) followed by 23 points at Texas Tech (Feb. 13)...Tallied 19 points (all in the first half) against Northwestern on Dec. 22, shooting 6-of-8 from the field and 5-of-6 from 3-point range...Shot 5-of-6 from 3-point range (started 5-of-5) en route to 19 points against USC on Dec. 8...Sunk multiple 3-pointers in 18 games, including eight games of three-or-more...Twenty-one games of double digit scoring...Two games of 20-plus points.

CAREER HIGHS

Points	29 vs. UTRGV (11/9/18)	3-Pt FG Made	5 (3 times)	FT Attempts	10 vs. Wichita State (12/10/16)	Blocks	1 (7 times)
FG Made	10 vs. Notre Dame (12/4/18)	3-Pt FG Attempts	9 vs. Portland (11/24/17)	Rebounds	15 vs. USC (12/15/18)	Steals	3 (5 times)
FG Attempts	19 vs. Notre Dame (12/4/18)	FT Made	8 vs. Wichita State (12/10/16)	Assists	4 (4 times)	Minutes	39 vs. Dayton (11/23/18)

52 KUR KUATH

6-10 204

JR

FORWARD

BIEMNON, SOUTH SUDAN (SALT LAKE COMMUNITY COLLEGE)



2018-19 AVERAGES

GP-GS	PTS	REB	BLK	MIN
6-0	1.0	0.8	0.5	5.5

ranked third nationally in blocks among junior college players...Named an NJCAA third-team All-American...Selected to the Scenic West Athletic Conference's All-Region 18 First Team.

►JUNIOR COLLEGE: Comes to Oklahoma after two seasons at Salt Lake Community College in Utah...During his sophomore season, averaged 10.8 points and 7.2 rebounds and 3.3 blocks in 33 games...Helped guide SLCC to a 30-4 record along with Scenic West, Region 18 and District I titles...Led SLCC to the NJCAA national tournament...Totaled 117 blocks and deflected at least four shots in 15 of SLCC's 32 games and he

CAREER HIGHS

Points	2 (3 times)	3-Pt FG Made	1 vs. UTRGV (11/9/18)	Blocks	1 (3 times)
FG Made	1 (3 times)	3-Pt FG Attempts	2 vs. UTRGV (11/9/18)	Steals	
FG Attempts	3 vs. UTRGV (11/9/18)	FT Made	1 vs. UTRGV (11/9/18)	Minutes	9 vs. UTRGV (11/9/18)

14 TY LAZENBY

6-5 209

SR

GUARD

GLENCOE, OKLA. (NORTHERN OKLAHOMA COLLEGE ENID)



2018-19 AVERAGES

GP-GS	PTS	REB	AST	MIN
0-0	0.0	0.0	0.0	0.0

2017-18 AVERAGES

GP-GS	PTS	REB	AST	MIN
26-0	0.6	0.6	0.2	5.0

►2017-18: In 26 games, averaged 0.6 points and 0.6 rebounds in 5.0 minutes...Scored a career-high five points against UTSA on Dec. 4...Scored three points in his OU debut on Nov. 12 against Omaha.

CAREER HIGHS

Points	5 vs. UTSA (12/4/17)	3-Pt FG Made	1 (twice)	FT Attempts	1 vs. Iowa State (2/10/18)	Blocks	1 vs. Baylor (1/30/18)
FG Made	2 vs. UTSA (12/4/17)	3-Pt FG Attempts	3 vs. Omaha (11/12/17)	Rebounds	5 vs. Ball State (11/15/17)	Steals	2 vs. Oklahoma State (1/3/18)
FG Attempts	5 vs. Omaha (11/12/17)	FT Made	1 vs. Iowa State (2/10/18)	Assists	1 (3 times)	Minutes	14 vs. Ball State (11/15/17)

35 BRADY MANEK

6-9 222

SO

FORWARD

HARRAH, OKLA. (HARRAH HS)



2018-19 AVERAGES

GP-GS	PTS	REB	AST	MIN
11-11	10.9	7.7	1.1	27.1

2017-18 AVERAGES

GP-GS	PTS	REB	BLK	MIN
32-26	10.2	5.2	0.7	23.7

►2018-19: Shot 7-of-10 against Creighton (Dec. 18) to score a season-high-tying 18 points with five boards...Scored 15 points in a win over USC (Dec. 15)...Began the Notre Dame game (Dec. 4) a perfect 5-for-5 from 3-point range (ended up 5-for-8), finishing with 17 points and eight boards...Swiped a career-best three steals against North Texas (Nov. 27)...Opened the season with three consecutive double-doubles – the first Sooner to do so since Blake Griffin in 2008-09...Captured his third straight double-double with a team-high 18 points and 11 rebounds against Wofford (Nov. 18)...Produced 10 points and 11 rebound at UTSA (Nov. 12)...In the season opener at UTRGV (Nov. 9), captured his first career double-double with 12 points and 12 boards...Seven games of double-digit scoring...Four games of double-digit rebounds...Three double-doubles.

►2017-18: In 32 games (26 starts), averaged 10.2 points (ninth among Big 12 freshmen) and 5.2 rebounds (17th in Big 12, fourth among Big 12 freshmen) in 23.7 minutes...Shot .466 from the field and .383 from 3-point range (14th in Big 12, second among Big 12 freshmen)...Made a total of 59 3-pointers (13th in Big 12, third among Big 12 freshmen), good for the fourth-most ever by an OU freshman...During Big 12 play (18 games), averaged 9.8 points and 4.9 rebounds in 23.9 minutes...Named to the Academic All-Big 12 Rookie Team...Went 32-of-80 (.400) from 3-point range in Big 12 games, ranking 12th in the conference...Totaled 312 points - the 12th most ever by a Sooner freshman...One of only nine Division I freshmen to produce at least 160 rebounds and 50 3-pointers in the 2017-18 season...One of three Big 12 freshmen to average over 10 points and 5 rebounds...Produced nine games of three-or-more made 3-pointers...His 22 blocks were the 18th most in the conference and fifth most among Big 12 freshmen...Shot 38-of-72 (.528) from 3-point range in OU's 15 home games...Notched 22 points and shot 6-of-9 from behind the arc against TCU on Jan. 13...Scored a career-high 28 points on 9-of-11 shooting, including a 6-of-8 performance from 3-point range, against Oklahoma State on Jan. 3...Pulled down a career-best 13 boards at TCU on Dec. 30...Secured 22 points on 9-of-11 shooting (4-of-6 from 3-point range) in 20 minutes against Northwestern State on Dec. 19...Helped lead the Sooners to a win at No. 3 Wichita State with 21 points and five 3-point makes on Dec. 16 - his first collegiate game of notching 20 or more points...His performance earned him Big 12 Newcomer of the Week on Dec. 18...Fifteen games of double-digit scoring...Four games of 20+ points.

CAREER HIGHS

Points	28 vs. Oklahoma State (1/3/18)	3-Pt FG Made	6 (twice)	FT Attempts	6 vs. Oklahoma State (1/3/18)	Blocks	2 (5 times)
FG Made	9 (twice)	3-Pt FG Attempts	13 vs. Wichita State (12/16/17)	Rebounds	13 vs. TCU (12/30/17)	Steals	3 vs. North Texas (11/27/18)
FG Attempts	16 vs. Wichita State (12/16/17)	FT Made	4 vs. Oklahoma State (1/3/18)	Assists	2 (3 times)	Minutes	36 vs. TCU (1/13/18)

4 JAMUNI MCNEACE 6-10 232 SR CENTER KANKAKEE, ILL. (ALLEN HS [TEXAS])



2018-19 AVERAGES				
GP-GS	PTS	REB	BLK	MIN
9-8	8.3	5.9	2.0	24.8

2017-18 AVERAGES				
GP-GS	PTS	REB	BLK	MIN
32-5	6.8	5.4	1.4	18.0

►**2018-19:** Returned to action against USC (Dec. 15) after missing two games due to an ankle injury...Produced his third career double-double by scoring 16 points and pulling down 10 boards against North Texas (Nov. 27)... In three games at Battle 4 Atlantis, averaged 10.7 points, 6.7 rebounds and 4.0 blocks while shooting .583 from the field...Scored 16 points (one shy of his career high) on 7-of-11 shooting with eight rebounds and three blocks against Dayton (Nov. 23)...Swatted four shots against Florida (Nov. 21) and five versus Wisconsin (Nov. 22), marking the first time in his career he's recorded back-to-back games of four rejections...Reached double-digit scoring for the first time of the season with 11 points against Florida... One point shy of a double-double in the season opener (nine points, 12 rebounds) at UTRGV (Nov. 9)...Four games of at least three blocked shots... Three games of double-digit scoring...Two games of double-digit rebounds...One double-double.

►**2017-18:** In 32 games (five starts), averaged 6.8 points, 5.4 rebounds (16th in Big 12) and 1.4 blocks (eighth in Big 12) in 18.0 minutes...Boasted a .671 field goal percentage - the highest ever by a Sooner who made at least two baskets a game...During Big 12 play (18 games), averaged 6.9 points, 5.6 rebounds (13th in Big 12) and 1.2 blocks (10th in Big 12) in 18.9 minutes while shooting .688...Named to the Academic All-Big 12 Second Team... Averaged 10.3 points and 7.4 assists over the last eight games of the season (started in five games during that stretch)...Posted 14 points, 10 boards and two blocks in the NCAA Tournament against Rhode Island on March 15 to collect his second career double-double...In the first start of his career, racked up a career high of 18 points (8-of-11 shooting) at Kansas on Feb. 19...Scored 16 points (8-of-10 shooting) while pulling down seven rebounds and swiping a career-high three steals against Texas on Feb. 3...Produced 12 points on 6-of-7 shooting to go with eight boards at West Virginia on Jan. 6...Swatted four shots (including one block that was No. 2 on SportsCenter's Top 10) and pulled down 10 boards at Wichita State on Dec. 16...Kicked off the season with 14 points off the bench (6-of-7 shooting) while registering a career-high six blocks vs. Omaha on Nov. 12...Eleven games of double-digit scoring...Two games of double-digit rebounds...One double-double.

CAREER HIGHS

Points	18 vs. Kansas (2/19/18)	3-Pt FG Made	13 vs. North Texas (11/27/18)	Blocks	6 vs. Omaha (11/12/17)
FG Made	8 (twice)	3-Pt FG Attempts	1 vs. Kansas State (2/25/17)	Rebounds	14 vs. Texas (2/14/17)
FG Attempts	11 vs. Kansas (2/19/18)	FT Made	6 vs. North Texas (11/27/18)	Assists	1 (4 times)
				Steals	3 vs. Texas (12/3/18)
				Minutes	34 vs. Dayton (11/23/18)

1 RASHARD ODOMES 6-6 217 SR GUARD COPPERAS COVE, TEXAS (COPPERAS COVE HS)



2018-19 AVERAGES				
GP-GS	PTS	REB	AST	MIN
11-0	5.1	1.9	0.7	13.5

2017-18 AVERAGES				
GP-GS	PTS	REB	AST	MIN
31-25	7.2	3.5	1.1	21.1


►**2018-19:** Came off the bench to score a season-high 13 points on 6-of-8 shooting against Creighton (Dec. 18)...Led the Sooner reserves with 11 points against Florida (Nov. 21) on 5-of-7 shooting...Energetic defender... Two games of double-digit scoring.

►**2017-18:** In 31 games (25 starts), averaged 7.2 points, 3.5 rebounds and 1.1 assists in 21.1 minutes... Shot .506 from the field...During Big 12 play (18 games), averaged 7.8 points, 3.4 rebounds and 1.0 assists in 22.0 minutes...Named to the Academic All-Big 12 First Team...Scored a season-high 18 points while sinking a career-high two 3-pointers in a win over Baylor on Jan. 30...Notched 15 points with seven boards on Jan. 27 at Alabama...Scored 16 points with six boards against Kansas State on Jan. 16...Put together 11 points at West Virginia on Jan. 6...Scored nine points in a road win at TCU on Dec. 30...Six games of double-digit scoring.

CAREER HIGHS

Points	29 vs. Oklahoma State (2/18/17)	3-PT FG Made	2 vs. Baylor (1/30/18)	FT Attempts	12 (twice)
FG Made	10 vs. Oklahoma State (2/18/17)	3-PT FG Attempts	3 vs. Baylor (1/30/18)	Rebounds	10 vs. Oklahoma State (2/18/17)
FG Attempts	16 vs. Baylor (1/30/18)	FT Made	8 vs. Oklahoma State (2/18/17)	Assists	5 vs. Northwestern St (11/13/16)
				Blocks	1 (8 times)
				Steals	3 (twice)
				Minutes	40 vs. Iowa State (1/21/17)

44 HANNES PÖLLÄ 6-11 267 SO CENTER LAHTI, FINLAND (HELSINKI BASKETBALL ACADEMY)



2018-19 AVERAGES				
GP-GS	PTS	REB	BLK	MIN
8-0	0.8	0.8	0.5	3.8

2017-18 AVERAGES				
GP-GS	PTS	REB	AST	MIN
16-0	1.1	1.1	0.1	3.1

►**2018-19:** Tied a career-high of six points against Wichita State (Dec. 8)...Blocked multiple shots for the first time in his career when he swatted two attempts by Notre Dame (Dec. 4) while playing a career-high 10 minutes.

►**2017-18:** In 16 games, averaged 1.1 points and 1.1 rebounds in 3.1 minutes...Shot .471 from the field... Pulled down a career-high six rebounds in a win over Kansas on Jan. 23...Scored a career-best six points to go with five rebounds against Ball State on Nov. 15.

CAREER HIGHS

Points	6 (twice)	3-Pt FG Made	2 (twice)	Blocks	2 vs. Notre Dame (12/4/18)
FG Made	3 vs. Ball State (11/15/17)	3-Pt FG Attempts	6 vs. Kansas (1/23/18)	Steals	
FG Attempts	5 vs. Ball State (11/15/17)	FT Made	2 vs. Wichita State (12/8/18)	Assists	10 vs. Notre Dame (12/4/18)
				Minutes	

3 MILES REYNOLDS

6-3 176 GR GUARD

CHICAGO, ILL. (PACIFIC)



2018-19 AVERAGES

GP-GS	PTS	REB	AST	MIN
11-4	10.9	2.7	1.3	24.8

2017-18 AVERAGES (AT PACIFIC)

GP-GS	PTS	REB	AST	MIN
32-20	13.3	2.6	2.8	31.3

► **2018-19:** Has scored at least 13 points in five of his last six games...Scored a season-high 20 points on 7-of-10 shooting against USC (Dec. 15), which is also the most he's produced as a Sooner...Tallied 14 points against Wichita State (Dec. 8)...During the second half against North Texas (Nov. 27), was 4-of-5 from the field and tallied 13 points (scored a team-high 17 points for the game)...Scored OU's final 10 points to seal a Sooner win over Dayton (Nov. 23)...Scored a season-best 17 points in the Dayton game and shot 13-of-14 from the foul line...Is a perfect 12-for-12 from the foul line through three games...Scored 12 second-half points against Wofford (Nov. 18)...Six games of double-digit scoring...One game of 20-plus points... Joined the Sooners as a graduate transfer from Pacific...Also played his first two seasons of college ball at Saint Louis.

► **2017-18:** In 32 games (20 starts), posted averages of 13.3 points, 2.8 assists, 2.6 rebounds and 1.0 steals in 31.3 minutes...His points (13.3 per game) and assists (2.8) both ranked second on the Pacific squad...His 158 made free throws were the most of any West Coast Conference player...Ranked seventh in the conference for free throw percentage (.802)...Produced 22 games of double-digit scoring, including eight contests of 20 or more points...During conference play, averaged 14.1 points, 3.2 assists, 2.9 rebounds and 1.1 steals in 35.6 minutes...Posted a career-high 25 points against Portland (Feb. 10)...Went 7-of-11 from the field to score 23 points with four rebounds, four assists and three steals against Loyola Marymount (Dec. 30).

CAREER HIGHS

Points	25 vs. Portland (2/10/18)	3-Pt FG Made	3 vs. Portland (2/10/18)	FT Attempts	18 vs. North Carolina A&T (11/25/14)	Blocks	1 (6 times)
FG Made	9 vs. Santa Clara (2/1/18)	3-Pt FG Attempts	8 vs. Portland (2/10/18)	Rebounds	6 vs. San Diego (1/11/18)	Steals	3 (8 times)
FG Attempts	17 vs. Portland (2/10/18)	FT Made	14 vs. North Carolina A&T (11/25/14)	Assists	8 (3 times)	Minutes	42 vs. San Francisco (3/3/18)

12 AUSTIN REAVES

6-5 188 R-JR GUARD

NEWARK, ARK. (WICHITA STATE)



2017-18 AVERAGES (AT WICHITA ST)

GP-GS	PTS	REB	AST	MIN
32-20	13.3	2.6	2.8	31.3

► **2018-19:** Will sit out from competition as a redshirt after transferring from Wichita State...Comes to Oklahoma with career averages of 6.1 points, 2.5 rebounds and 1.6 assists...Shot 82-of-182 (.451) from 3-point range while with the Shockers.

► **2017-18:** In 33 games (11 starts) at Wichita State, averaged 8.1 points, 3.1 rebounds and 2.0 assists in 21.5 minutes...Shot 54-of-127 (.425) from 3-point range... During conference play averaged 9.4 points, 2.9 rebounds and 2.5 assists in 23.6 minutes... Led the American Athletic Conference in 3-point percentage during conference play in 2017-18 by shooting at a .451 clip (37-for-82)... Started against Arkansas State (his parents' alma mater) and played a career-high 32 minutes and hit three triples in the first five minutes...Made his first career start vs. Savannah State (Nov. 28) and finished with 12 points on 4-of-8 three point shooting...Flirted with a double-double against Marquette in the Maui semifinal, finishing with 10 points and a career-high nine rebounds...Hit a school-record seven first-half threes en route to a career-high 23 points against Tulsa on Jan. 28...Followed up his 23-point performance against Tulsa with two more 20-point performances, scoring 20 at Temple on Feb. 1 and 22 at Memphis on Feb. 6...After averaging 6.2 points through the first 20 games, he nearly doubled his production over the next 10 games, putting up 12.1 per contest in that stretch...Scored in double figures in 12 games.

CAREER HIGHS

Points	23 vs. Tulsa (2/18/18)	3-Pt FG Made	7 vs. Tulsa (2/18/18)	FT Attempts	10 vs. Temple (3/9/18)	Blocks	2 (3 times)
FG Made	8 vs. Tulsa (2/18/18)	3-Pt FG Attempts	11 vs. Tulsa (2/18/18)	Rebounds	9 vs. Marquette (11/21/17)	Steals	3 (3 times)
FG Attempts	13 vs. Temple (2/1/18)	FT Made	8 vs. Temple (3/9/18)	Assists	7 vs. USF (1/7/18)	Minutes	38 vs. SMU (2/24/18)

32 READ STRELLER

6-8 237 R-FR FORWARD

EDMOND, OKLA. (OKLAHOMA CHRISTIAN SCHOOL)



2017-18 AVERAGES

GP-GS	PTS	REB	AST	MIN
1-0	0.0	0.0	0.0	1.0

► **2017-18:** Redshirted as a walk-on.

► **HIGH SCHOOL:** In his first season with the OU program as a walk-on...Played two seasons of varsity basketball at Oklahoma Christian School...Named an Oklahoma Basketball Coaches Association All-Star...A 2017 honorable mention All-State selection by The Oklahoman...A 2017 Little All-City honorable mention choice by the Oklahoman.

CAREER HIGHS

Points		3-Pt FG Made		FT Attempts		Blocks	
FG Made		3-Pt FG Attempts		Rebounds		Steals	
FG Attempts		FT Made		Assists		Minutes	1 (twice)

Full player bios are available on SoonerSports.com



► KRUGER FILE

Hometown: Silver Lake, Kan.
Alma Mater: Kansas State '75
Years Coached: 33
Career Record: 629-396 (.614)
Record at OU: 150-92 (.620)
Postseason Appearances: 22
 (18 NCAA, 4 NIT)

► FAMILY

Wife: Barbara
Daughter: Angie
Son: Kevin
Granddaughter: Avery
Grandsons: Cole, Wyatt

► COACHING HISTORY

2011-Present: Oklahoma
 Head Coach
2004-11: UNLV
 Head Coach
2003-04: New York Knicks
 Assistant Coach
2000-03: Atlanta Hawks
 Head Coach
1996-00: Illinois
 Head Coach
1990-96: Florida
 Head Coach
1986-90: Kansas State
 Head Coach
1982-86: Texas-Pan American
 Head Coach
1977-82: Kansas State
 Assistant Coach
1976-77: Pittsburg State
 Assistant Coach

LON KRUGER

18 NCAA TOURNAMENT APPEARANCES • TWO FINAL FOURS • FIVE SWEET SIXTEENS
 ONLY COACH TO LEAD FIVE DIFFERENT PROGRAMS TO AN NCAA TOURNAMENT WIN
 NINTH MOST WINS AMONG ACTIVE DIVISION I HEAD COACHES

In his 33rd season as a collegiate head coach, Lon Kruger has built his career on the foundation of hard work, humility, integrity and service. From becoming the first Division I coach to guide five different schools to the NCAA Tournament to his dedicated work with Coaches vs. Cancer, Kruger has established a reputation as a genuine leader, winning coach and community champion.

Kruger is in his eighth campaign as head coach at Oklahoma. After inheriting a program that went 27-36 (.429) in the two seasons prior to his arrival, Kruger has coached the Sooners to a 150-92 (.620) record in his eight years in Norman and has reached the NCAA Tournament in five of the past six seasons.

One of Kruger's signature accomplishments has been the rebuilding stamp he's put on college basketball programs throughout his career. He was the first Division I coach to take five different schools to the NCAA Tournament and is the only coach to win an NCAA Tournament game with five programs. In 2015, he became the first and only coach since the NCAA Tournament expanded to 64 teams in 1985 to take four programs to the Sweet 16 or beyond. He is one of only three head coaches to ever lead four schools to multiple NCAA Tournament wins.

Entering the 2018-19 season with a career record of 619-395 (.611), Kruger boasts the 10th-most career wins among active coaches and is the 33rd head coach to win 600 Division I games in the history of college basketball. Kruger owns a 20-18 record in NCAA Tournament games and has compiled 16 20-plus-win seasons, including nine in his last 13 years.

Oklahoma wasn't the first rapid turnaround under Kruger. When Kruger took over the Florida job in 1990, the Gators were coming off of a 7-21 season. Four years into the role, Kruger guided UF to the 1994 Final Four. Kruger is one of just two head coaches (also Rick Pitino with Kentucky and Louisville) to inherit two teams coming off a sub-.500 year and take both to the Final Four within the first five seasons as head coach.

A staple of the NCAA postseason, Kruger has taken five different schools to the Big Dance. His collegiate teams have made postseason appearances in 22 of the last 29 years. He has guided teams to 18 NCAA Tournaments, five Sweet 16s and two Final Fours.

As hard as Kruger works to achieve excellence on the hardwood, he is just as committed to his role as a community leader in the fight against cancer. Kruger is in his first year as council chair of Coaches vs. Cancer, a nationwide program partnering with the American Cancer Society and the National Association of Basketball Coaches. Kruger has been a member of the Coaches vs. Cancer Council since 2007 and has been a longtime supporter of the American Cancer Society.

Kruger's accolades both on and off the court have earned him multiple recognitions over recent years. In 2017, Kruger was honored with the National Association of Basketball Coaches (NABC) Metropolitan Award for long and outstanding service to men's college basketball.

Before the start of the 2018-19 campaign, the John R. Wooden Award selected him as the 2019 recipient of its Legends of Coaching Award. Created in 1999, the Legends of Coaching honor recognizes college coaches who exemplify Coach Wooden's high standard of coaching success and personal integrity. The honorees are selected based on character, success on the court, graduation rate of student-athletes in their basketball program, coaching philosophy and identification with the goals of the John R. Wooden Award.

Kruger rebuilt the Sooners upon his arrival in Norman. His 111 wins in the first five seasons are the second most through the first five seasons of coaching at OU (Billy Tubbs went 115-49 from 1980-85). He was the first coach in OU history to win six NCAA tournament games within his first five seasons. Following the 2013-14 season, he was voted the AP Big 12 Coach of the Year.

Under Kruger, Sooner players have earned First-Team All-Big 12 selections on four occasions and racked up 20 Academic All-Big 12 honors. Buddy Hield, who played four seasons for Kruger (2012-16), was named the winner of the 2016 Wooden Award, Naismith Trophy and the Oscar Robertson Trophy as the national player of the year (first consensus player of the year for OU since Blake Griffin in 2009). Hield was named Big 12 Player of the Year in both 2015 and 2016 (second player in conference history to win the award twice) and exited OU as the Big 12's all-time leading scorer.

This past season, Kruger mentored Trae Young – the first player in college basketball history to lead the country in both points and assists. Oklahoma's 11th Consensus All-America First Team selection, Young set program, conference and NCAA records throughout his lone season with the Sooners.

Four Sooners have been drafted into the NBA during Kruger's tenure, including two in the top six. Young was taken as the fifth overall pick in the 2018 NBA Draft while Hield was selected as the sixth overall choice 2016. Isaiah Cousins (2016) and Romero Osby (2013) were chosen in the second round of their respective drafts.

A full bio is available on SoonerSports.com

LON KRUGER YEAR BY YEAR

Year	School	Record	Pct.
1982-83	Pan American	7-21	.250
1983-84	Pan American	13-14	.481
1984-85	Pan American	12-16	.429
1985-86	Pan American	20-8	.714
1986-87	* Kansas State	20-11	.645
1987-88	* Kansas State	25-9	.735
1988-89	* Kansas State	19-11	.633
1989-90	* Kansas State	17-15	.531
1990-91	Florida	11-17	.393
1991-92	^ Florida	19-14	.576
1992-93	^ Florida	16-12	.571
1993-94	* Florida	29-8	.784
1994-95	* Florida	17-13	.567
1995-96	Florida	12-16	.429
1996-97	* Illinois	22-10	.688
1997-98	* Illinois	23-10	.697
1998-99	Illinois	14-18	.438
1999-00	* Illinois	22-10	.688
2004-05	^ UNLV	17-14	.548
2005-06	UNLV	17-13	.567
2006-07	* UNLV	30-7	.811
2007-08	* UNLV	27-8	.771
2008-09	^ UNLV	21-11	.656
2009-10	* UNLV	25-9	.735
2010-11	* UNLV	24-9	.727
2011-12	Oklahoma	15-16	.483
2012-13	* Oklahoma	20-12	.625
2013-14	* Oklahoma	23-10	.697
2014-15	* Oklahoma	24-11	.686
2015-16	* Oklahoma	29-8	.784
2016-17	Oklahoma	11-20	.354
2017-18	* Oklahoma	18-14	.563
2018-19	Oklahoma	10-1	.909
Totals		629-396	.614

* NCAA Tournament ^ NIT

GAME 12: OKLAHOMA VS. NORTHWESTERN

#24 JAMAL BIENIEMY													
Date	Opponent	MIN	FG	3FG	FT	O-D-T	PF	A	TO	B	S	TP	
N9	at UTRGV	12	0-2	0-0	1-3	0-1-1	1	4	0	0	1	1	
N12	at UTSA	21	4-6	0-0	0-0	0-2-2	1	4	1	0	5	8	
N18	Wofford	13	0-2	0-0	0-0	0-0-0	0	0	0	0	2	0	
N21	vs. Florida	25	2-10	0-3	0-0	0-5-5	0	2	2	0	1	4	
N22	vs. Wisconsin	17	1-3	0-0	1-2	0-2-2	1	2	1	1	1	3	
N23	vs. Dayton	18	1-2	1-1	0-1	0-1-1	3	3	1	0	1	3	
N27	North Texas	19	1-4	1-2	0-0	0-6-6	0	0	1	0	1	3	
D4	vs. Notre Dame	16	1-5	1-2	0-0	0-1-1	2	4	1	0	1	3	
D8	Wichita State	22	2-7	1-2	0-0	0-4-4	2	3	2	0	1	5	
D15	Southern California	19	0-1	0-0	2-2	0-5-5	0	6	1	0	2	2	
D18	Creighton	22	1-5	1-2	0-0	1-0-1	3	2	1	0	0	3	
D21	at Northwestern												
J2	at Kansas												
J5	Oklahoma State												
J8	at Texas Tech												
J12	TCU												
J16	Kansas State												
J19	at Texas												
J23	at Oklahoma State												
J26	Vanderbilt												
J28	Baylor												
F2	at West Virginia												
F4	Iowa State												
F9	Texas Tech												
F11	at Baylor												
F16	at TCU												
F23	Texas												
F25	at Iowa State												
M2	West Virginia												
M5	Kansas												
M9	at Kansas State												
* Starter													

#21 KRISTIAN DOOLITTLE													
Date	Opponent	MIN	FG	3FG	FT	O-D-T	PF	A	TO	B	S	TP	
N9	at UTRGV*	13	3-4	0-0	1-1	0-3-3	5	1	2	1	1	7	
N12	at UTSA*	26	4-4	0-0	0-0	2-9-11	0	1	1	0	0	8	
N18	Wofford*	28	3-8	0-0	2-6	2-7-9	2	1	0	0	0	8	
N21	vs. Florida*	16	1-3	0-0	0-0	4-4-8	0	1	2	2	1	2	
N22	vs. Wisconsin*	23	4-5	0-0	1-1	2-3-5	1	0	2	0	1	9	
N23	vs. Dayton*	19	0-3	0-0	0-0	1-0-1	2	0	0	0	1	0	
N27	North Texas*	21	3-5	0-0	2-3	0-3-3	2	0	0	0	0	8	
D4	vs. Notre Dame*	18	3-5	0-0	0-0	0-3-3	4	0	1	0	1	6	
D8	Wichita State*	21	3-5	0-0	0-0	4-4-8	4	0	1	0	1	8	
D15	Southern California*	16	2-3	0-0	1-1	0-5-5	5	0	1	1	1	5	
D18	Creighton*	34	4-7	0-1	5-6	1-4-5	1	1	0	0	0	13	
D21	at Northwestern												
J2	at Kansas												
J5	Oklahoma State												
J8	at Texas Tech												
J12	TCU												
J16	Kansas State												
J19	at Texas												
J23	at Oklahoma State												
J26	Vanderbilt												
J28	Baylor												
F2	at West Virginia												
F4	Iowa State												
F9	Texas Tech												
F11	at Baylor												
F16	at TCU												
F23	Texas												
F25	at Iowa State												
M2	West Virginia												
M5	Kansas												
M9	at Kansas State												
* Starter													

#2 AARON CALIXTE													
Date	Opponent	MIN	FG	3FG	FT	O-D-T	PF	A	TO	B	S	TP	
N9	at UTRGV*	28	4-7	3-4	4-4	0-2-2	1	3	3	0	1	15	
N12	at UTSA*	28	6-17	3-7	3-4	1-1-2	0	4	1	0	0	18	
N18	Wofford*	29	3-6	0-1	1-2	0-2-2	0	2	0	0	1	7	
N21	vs. Florida*	15	1-3	0-1	2-2	1-2-3	4	2	3	0	1	4	
N22	vs. Wisconsin*	23	5-10	0-2	0-0	0-2-2	1	2	2	0	0	10	
N23	vs. Dayton*	24	1-4	0-1	0-0	0-4-4	4	3	1	0	0	2	
N27	North Texas*	26	3-7	0-3	1-3	0-2-2	1	3	2	0	1	7	
D4	vs. Notre Dame*	25	5-5	2-2	0-1	0-3-3	0	4	4	0	0	12	
D8	Wichita State*	19	3-6	2-3	2-2	1-2-3	1	3	3	0	0	10	
D15	Southern California	22	4-8	0-2	0-0	0-2-2	1	4	4	0	1	8	
D18	Creighton*	19	1-4	0-2	0-0	0-4-4	2	4	3	0	0	2	
D21	at Northwestern												
J2	at Kansas												
J5	Oklahoma State												
J8	at Texas Tech												
J12	TCU												
J16	Kansas State												
J19	at Texas												
J23	at Oklahoma State												
J26	Vanderbilt												
J28	Baylor												
F2	at West Virginia												
F4	Iowa State												
F9	Texas Tech												
F11	at Baylor												
F16	at TCU												
F23	Texas												
F25	at Iowa State												
M2	West Virginia												
M5	Kansas												
M9	at Kansas State												
* Starter													

#5 MATT FREEMAN													
Date	Opponent	MIN	FG	3FG	FT	O-D-T	PF	A	TO	B	S	TP	
N9	at UTRGV	8	1-2	1-2	0-0	0-0-0	0	1	1	1	0	3	
N12	at UTSA	9	0-1	0-1	0-0	0-3-3	1	1	0	1	0	0	
N18	Wofford	12	4-6	3-4	0-0	1-1-2	1	2	0	0	0	11	
N21	vs. Florida	10	1-3	1-2	0-0	0-2-2	0	1	0	0	0	3	
N22	vs. Wisconsin	11	1-3	0-1	0-0	0-0-0	2	1	1	0	1	2	
N23	vs. Dayton	12	1-1	1-1	0-0	0-2-2	1	1	0	0	0	3	
N27	North Texas	13	0-2	0-1	0-0	1-1-2	2	1	1	0	0	0	
D4	vs. Notre Dame	16	4-8	3-6	0-0	0-4-4	3	1	0	2	0	11	
D8	Wichita State	22	3-5	3-5	2-2	0-3-3	1	0	3	0	1	11	
D15	Southern California	21	2-5	2-3	0-0	1-1-2	2	0	0	0	0	6	
D18	Creighton	20	1-6	0-2	1-2	1-3-4	2	1	0	2	1	3	
D21	at Northwestern												
J2	at Kansas												
J5	Oklahoma State												
J8	at Texas Tech												
J12	TCU												
J16	Kansas State												
J19	at Texas												
J23	at Oklahoma State												
J26	Vanderbilt												
J28	Baylor												
F2	at West Virginia												
F4	Iowa State												
F9	Texas Tech												
F11	at Baylor												
F16	at TCU												
F23	Texas												
F25	at Iowa State												
M2	West Virginia												
M5	Kansas												
M9	at Kansas State												
* Starter													

GAME 12: OKLAHOMA VS. NORTHWESTERN

#22 PATRICK GEHA												
Date	Opponent	MIN	FG	3FG	FT	O-D-T	PF	A	TO	B	S	TP
N9	at UTRGV					DNP						
N12	at UTSA					DNP						
N18	Wofford	1	0-0	0-0	0-2	0-0-0	0	0	0	0	0	0
N21	vs. Florida					DNP						
N22	vs. Wisconsin					DNP						
N23	vs. Dayton					DNP						
N27	North Texas					DNP						
D4	vs. Notre Dame					DNP						
D8	Wichita State	1	1-1	0-0	0-0	0-0-0	0	0	0	0	0	2
D15	Southern California					DNP						
D18	Creighton					DNP						
D21	at Northwestern											
J2	at Kansas											
J5	Oklahoma State											
J8	at Texas Tech											
J12	TCU											
J16	Kansas State											
J19	at Texas											
J23	at Oklahoma State											
J26	Vanderbilt											
J28	Baylor											
F2	at West Virginia											
F4	Iowa State											
F9	Texas Tech											
F11	at Baylor											
F16	at TCU											
F23	Texas											
F25	at Iowa State											
M2	West Virginia											
M5	Kansas											
M9	at Kansas State											
* Starter												

#52 KUR KUATH												
Date	Opponent	MIN	FG	3FG	FT	O-D-T	PF	A	TO	B	S	TP
N9	at UTRGV	9	1-3	0-0	0-1	1-1-2	2	1	0	1	0	2
N12	at UTSA	7	1-1	0-0	0-0	0-1-1	0	0	0	1	0	2
N18	Wofford	7	0-1	0-0	0-0	0-1-1	0	0	1	0	0	0
N21	vs. Florida	3	1-1	0-0	0-0	0-0-0	0	0	0	0	0	2
N22	vs. Wisconsin	6	0-1	0-0	0-0	1-0-1	1	0	1	1	0	0
N23	vs. Dayton	1	0-0	0-0	0-0	0-0-0	0	0	0	0	0	0
N27	North Texas					DNP						
D4	vs. Notre Dame					DNP						
D8	Wichita State					DNP						
D15	Southern California					DNP						
D18	Creighton					DNP						
D21	at Northwestern											
J2	at Kansas											
J5	Oklahoma State											
J8	at Texas Tech											
J12	TCU											
J16	Kansas State											
J19	at Texas											
J23	at Oklahoma State											
J26	Vanderbilt											
J28	Baylor											
F2	at West Virginia											
F4	Iowa State											
F9	Texas Tech											
F11	at Baylor											
F16	at TCU											
F23	Texas											
F25	at Iowa State											
M2	West Virginia											
M5	Kansas											
M9	at Kansas State											
* Starter												

#0 CHRISTIAN JAMES												
Date	Opponent	MIN	FG	3FG	FT	O-D-T	PF	A	TO	B	S	TP
N9	at UTRGV*	36	9-17	4-10	7-8	0-3-3	1	1	1	1	2	29
N12	at UTSA*	33	8-10	3-5	5-5	1-2-3	3	1	3	0	0	24
N18	Wofford*	33	4-9	0-4	7-8	2-3-5	3	3	2	0	0	15
N21	vs. Florida*	28	6-15	3-7	3-3	1-6-7	0	1	2	0	0	18
N22	vs. Wisconsin*	33	7-12	4-8	0-1	0-2-2	1	1	3	0	1	18
N23	vs. Dayton*	39	8-15	4-8	1-2	0-5-5	2	4	1	1	1	21
N27	North Texas*	20	3-7	2-4	1-2	0-2-2	3	4	3	0	0	9
D4	vs. Notre Dame*	36	10-19	3-8	2-2	1-9-10	4	3	1	0	0	25
D8	Wichita State*	33	5-11	3-6	1-2	2-11-13	0	2	5	1	1	14
D15	Southern California*	36	6-16	0-6	4-7	2-13-15	2	2	2	0	1	16
D18	Creighton*	14	5-10	1-3	3-5	1-11-12	4	0	4	0	0	14
D21	at Northwestern											
J2	at Kansas											
J5	Oklahoma State											
J8	at Texas Tech											
J12	TCU											
J16	Kansas State											
J19	at Texas											
J23	at Oklahoma State											
J26	Vanderbilt											
J28	Baylor											
F2	at West Virginia											
F4	Iowa State											
F9	Texas Tech											
F11	at Baylor											
F16	at TCU											
F23	Texas											
F25	at Iowa State											
M2	West Virginia											
M5	Kansas											
M9	at Kansas State											
* Starter												

#14 TY LAZENBY												
Date	Opponent	MIN	FG	3FG	FT	O-D-T	PF	A	TO	B	S	TP
N9	at UTRGV					DNP						
N12	at UTSA					DNP						
N18	Wofford					DNP						
N21	vs. Florida					DNP						
N22	vs. Wisconsin					DNP						
N23	vs. Dayton					DNP						
N27	North Texas					DNP						
D4	vs. Notre Dame					DNP						
D8	Wichita State					DNP						
D15	Southern California					DNP						
D18	Creighton					DNP						
D21	at Northwestern											
J2	at Kansas											
J5	Oklahoma State											
J8	at Texas Tech											
J12	TCU											
J16	Kansas State											
J19	at Texas											
J23	at Oklahoma State											
J26	Vanderbilt											
J28	Baylor											
F2	at West Virginia											
F4	Iowa State											
F9	Texas Tech											
F11	at Baylor											
F16	at TCU											
F23	Texas											
F25	at Iowa State											
M2	West Virginia											
M5	Kansas											
M9	at Kansas State											
* Starter												

GAME 12: OKLAHOMA VS. NORTHWESTERN

#35 BRADY MANEK													
Date	Opponent	MIN	FG	3FG	FT	O-D-T	PF	A	TO	B	S	TP	
N9	at UTRGV*	30	4-8	2-5	2-4	3-9-12	2	2	4	2	1	12	
N12	at UTSA*	28	4-11	1-5	1-2	2-9-11	1	1	2	2	1	10	
N18	Wofford*	30	6-13	3-7	3-3	2-9-11	2	1	0	0	0	18	
N21	vs. Florida*	30	2-7	0-4	2-2	1-9-10	2	1	1	0	2	6	
N22	vs. Wisconsin*	27	1-5	1-2	0-1	2-3-5	0	0	1	0	1	3	
N23	vs. Dayton*	21	1-8	0-5	1-1	2-5-7	0	1	0	0	0	3	
N27	North Texas*	27	3-8	1-3	3-4	0-8-8	1	3	3	2	3	10	
D4	vs. Notre Dame*	36	6-10	5-8	0-0	1-7-8	1	1	1	0	0	17	
D8	Wichita State*	26	2-11	0-5	4-7	1-2-3	2	0	1	0	1	8	
D15	Southern California*	26	5-11	2-4	3-5	3-2-5	3	1	3	1	0	15	
D18	Creighton*	17	7-10	2-4	2-2	3-2-5	0	1	1	0	0	18	
D21	at Northwestern												
J2	at Kansas												
J5	Oklahoma State												
J8	at Texas Tech												
J12	TCU												
J16	Kansas State												
J19	at Texas												
J23	at Oklahoma State												
J26	Vanderbilt												
J28	Baylor												
F2	at West Virginia												
F4	Iowa State												
F9	Texas Tech												
F11	at Baylor												
F16	at TCU												
F23	Texas												
F25	at Iowa State												
M2	West Virginia												
M5	Kansas												
M9	at Kansas State												
* Starter													

#1 RASHARD ODOMES													
Date	Opponent	MIN	FG	3FG	FT	O-D-T	PF	A	TO	B	S	TP	
N9	at UTRGV	14	3-4	1-1	0-0	0-1-1	1	1	1	1	1	7	
N12	at UTSA	9	1-4	0-0	0-0	1-0-1	3	0	2	0	1	2	
N18	Wofford	8	0-2	0-0	0-0	0-1-1	1	1	1	0	1	0	
N21	vs. Florida	15	5-7	0-0	1-5	3-0-3	1	1	2	1	1	11	
N22	vs. Wisconsin	14	3-7	0-0	1-1	1-1-2	2	1	0	0	0	7	
N23	vs. Dayton	8	0-1	0-0	0-0	0-0-0	2	1	0	0	0	0	
N27	North Texas	11	1-3	1-1	0-2	0-1-1	0	0	1	0	1	3	
D4	vs. Notre Dame	14	1-6	0-0	0-1	3-2-5	2	3	1	0	0	2	
D8	Wichita State	18	2-5	0-1	0-0	1-5-6	1	0	1	0	1	4	
D15	Southern California	14	3-3	1-1	0-0	0-0-0	1	0	2	0	0	7	
D18	Creighton	23	6-8	0-0	1-4	1-0-1	1	0	1	0	1	13	
D21	at Northwestern												
J2	at Kansas												
J5	Oklahoma State												
J8	at Texas Tech												
J12	TCU												
J16	Kansas State												
J19	at Texas												
J23	at Oklahoma State												
J26	Vanderbilt												
J28	Baylor												
F2	at West Virginia												
F4	Iowa State												
F9	Texas Tech												
F11	at Baylor												
F16	at TCU												
F23	Texas												
F25	at Iowa State												
M2	West Virginia												
M5	Kansas												
M9	at Kansas State												
* Starter													

#4 JAMUNI MCNEACE													
Date	Opponent	MIN	FG	3FG	FT	O-D-T	PF	A	TO	B	S	TP	
N9	at UTRGV*	29	4-6	0-0	1-4	4-8-12	4	1	1	0	1	9	
N12	at UTSA*	21	4-9	0-0	0-0	1-2-3	1	1	4	1	0	8	
N18	Wofford*	19	2-5	0-0	0-3	0-4-4	2	0	0	0	0	4	
N21	vs. Florida*	31	5-8	0-0	1-1	3-3-6	3	2	0	4	0	11	
N22	vs. Wisconsin*	28	2-5	0-0	1-3	2-4-6	4	0	1	5	0	5	
N23	vs. Dayton*	34	7-11	0-0	2-3	2-6-8	1	2	4	3	0	16	
N27	North Texas*	30	5-6	0-0	6-13	3-7-10	4	0	1	2	0	16	
D4	vs. Notre Dame					DNP							
D8	Wichita State					DNP							
D15	Southern California	14	1-4	0-0	0-0	0-3-3	4	1	2	0	1	2	
D18	Creighton*	17	2-2	0-0	0-0	0-1-1	4	0	3	3	0	4	
D21	at Northwestern												
J2	at Kansas												
J5	Oklahoma State												
J8	at Texas Tech												
J12	TCU												
J16	Kansas State												
J19	at Texas												
J23	at Oklahoma State												
J26	Vanderbilt												
J28	Baylor												
F2	at West Virginia												
F4	Iowa State												
F9	Texas Tech												
F11	at Baylor												
F16	at TCU												
F23	Texas												
F25	at Iowa State												
M2	West Virginia												
M5	Kansas												
M9	at Kansas State												
* Starter													

#44 HANNES PÖLLÄ													
Date	Opponent	MIN	FG	3FG	FT	O-D-T	PF	A	TO	B	S	TP	
N9	at UTRGV	2	0-0	0-0	0-0	0-1-1	1	0	0	0	0	0	
N12	at UTSA	1	0-0	0-0	0-0	1-0-1	1	0	0	0	0	0	
N18	Wofford	3	0-0	0-0	0-0	0-0-0	1	0	1	0	0	0	
N21	vs. Florida	2	0-0	0-0	0-0	0-0-0	0	0	0	1	0	0	
N22	vs. Wisconsin					DNP							
N23	vs. Dayton					DNP							
N27	North Texas					DNP							
D4	vs. Notre Dame	10	0-1	0-0	0-0	0-1-1	1	0	1	2	0	0	
D8	Wichita State	8	2-2	0-0	2-2	3-0-4	2	0	0	1	0	6	
D15	Southern California	2	0-0	0-0	0-0	0-0-0	1	0	0	0	0	0	
D18	Creighton					DNP							
D21	at Northwestern												
J2	at Kansas												
J5	Oklahoma State												
J8	at Texas Tech												
J12	TCU												
J16	Kansas State												
J19	at Texas												
J23	at Oklahoma State												
J26	Vanderbilt												
J28	Baylor												
F2	at West Virginia												
F4	Iowa State												
F9	Texas Tech												
F11	at Baylor												
F16	at TCU												
F23	Texas												
F25	at Iowa State												
M2	West Virginia												
M5	Kansas												
M9	at Kansas State												
* Starter													

#3 MILES REYNOLDS												
Date	Opponent	MIN	FG	3FG	FT	O-D-T	PF	A	TO	B	S	TP
N9	at UTRGV	19	0-5	0-1	6-6	0-2-2	4	1	2	0	0	6
N12	at UTSA	17	3-6	1-1	0-0	0-2-2	2	0	0	0	1	7
N18	Wofford	18	3-6	0-2	6-6	0-1-1	2	1	2	0	1	12
N21	vs. Florida	25	1-7	0-1	2-2	1-0-1	3	2	2	0	0	4
N22	vs. Wisconsin	18	0-0	0-0	1-2	0-1-1	1	0	3	0	0	1
N23	vs. Dayton	23	2-5	0-2	13-14	0-4-4	3	0	1	0	1	17
N27	North Texas	31	6-11	1-3	4-6	1-2-3	2	1	2	0	2	17
D4	vs. Notre Dame*	29	2-9	1-3	4-4	2-2-4	1	3	1	0	1	9
D8	Wichita State*	29	3-6	1-3	7-7	1-3-4	2	2	2	0	1	14
D15	Southern California*	30	7-10	1-2	5-10	1-3-4	1	0	1	0	1	20
D18	Creighton*	34	3-6	1-3	6-9	0-4-4	2	4	3	0	0	2
D21	at Northwestern											
J2	at Kansas											
J5	Oklahoma State											
J8	at Texas Tech											
J12	TCU											
J16	Kansas State											
J19	at Texas											
J23	at Oklahoma State											
J26	Vanderbilt											
J28	Baylor											
F2	at West Virginia											
F4	Iowa State											
F9	Texas Tech											
F11	at Baylor											
F16	at TCU											
F23	Texas											
F25	at Iowa State											
M2	West Virginia											
M5	Kansas											
M9	at Kansas State											

* Starter

#32 READ STRELLER												
Date	Opponent	MIN	FG	3FG	FT	O-D-T	PF	A	TO	B	S	TP
N9	at UTRGV											DNP
N12	at UTSA											DNP
N18	Wofford	1	0-0	0-0	0-0	0-0-0	1	0	0	0	0	0
N21	vs. Florida											DNP
N22	vs. Wisconsin											DNP
N23	vs. Dayton											DNP
N27	North Texas											DNP
D4	vs. Notre Dame											DNP
D8	Wichita State	1	0-0	0-0	0-0	0-0-0	0	0	0	0	0	0
D15	Southern California											DNP
D18	Creighton											DNP
D21	at Northwestern											
J2	at Kansas											
J5	Oklahoma State											
J8	at Texas Tech											
J12	TCU											
J16	Kansas State											
J19	at Texas											
J23	at Oklahoma State											
J26	Vanderbilt											
J28	Baylor											
F2	at West Virginia											
F4	Iowa State											
F9	Texas Tech											
F11	at Baylor											
F16	at TCU											
F23	Texas											
F25	at Iowa State											
M2	West Virginia											
M5	Kansas											
M9	at Kansas State											

* Starter

2018-19 OKLAHOMA BASKETBALL
Oklahoma Combined Team Statistics (as of Dec 18, 2018)
All games

RECORD:	OVERALL	HOME	AWAY	NEUTRAL
ALL GAMES	10-1	5-0	2-0	3-1
CONFERENCE	0-0	0-0	0-0	0-0
NON-CONFERENCE	10-1	5-0	2-0	3-1

#	Player	gp-gs	min	avg	Total		3-Point		F-Throw		Rebounds					pf	dq	a	to	blk	stl	pts	avg
					fg-fga	fg%	3fg-fga	3fg%	ft-fa	ft%	off	def	tot	avg									
00	James,Christian	11-11	341	31.0	71-141	.504	27-69	.391	34-45	.756	10	67	77	7.0	23	0	22	27	3	6	203	18.5	
03	Reynolds,Miles	11-4	273	24.8	30-71	.423	6-21	.286	54-66	.818	6	24	30	2.7	23	0	14	17	0	8	120	10.9	
35	Manek,Brady	11-11	298	27.1	41-102	.402	17-52	.327	21-31	.677	20	65	85	7.7	14	0	12	17	7	9	120	10.9	
02	Calixte,Aaron	11-11	258	23.5	36-77	.468	10-28	.357	13-18	.722	3	26	29	2.6	15	0	34	26	0	5	95	8.6	
04	McNeace,Jamuni	9-8	223	24.8	32-56	.571	0-0	.000	11-27	.407	15	38	53	5.9	27	0	7	16	18	2	75	8.3	
21	Doolittle,Kristian	11-10	235	21.4	30-52	.577	0-1	.000	12-18	.667	16	45	61	5.5	26	2	5	10	4	7	72	6.5	
01	Odomes,Rashard	11-0	148	13.5	25-50	.500	3-4	.750	3-13	.231	10	11	21	1.9	15	0	8	12	2	7	56	5.1	
05	Freeman,Matt	11-0	154	14.0	18-42	.429	14-28	.500	3-4	.750	4	20	24	2.2	15	0	10	6	6	3	53	4.8	
24	Bieniemy,Jamal	11-0	204	18.5	13-47	.277	5-12	.417	4-8	.500	1	27	28	2.5	13	0	30	11	1	16	35	3.2	
52	Kuath,Kur	6-0	33	5.5	3-7	.429	0-0	.000	0-1	.000	2	3	5	0.8	3	0	1	2	3	0	6	1.0	
22	Geha,Patrick	2-0	1	0.5	1-1	1.000	0-0	.000	0-2	.000	0	0	0	0.0	0	0	0	0	0	0	2	1.0	
44	Polla,Hannes	8-0	30	3.8	2-3	.667	0-0	.000	2-2	1.000	4	2	6	0.8	7	0	0	4	4	0	6	0.8	
32	Streller,Read	2-0	1	0.5	0-0	.000	0-0	.000	0-0	.000	0	0	0	0.0	1	0	0	0	0	0	0	0.0	
Team											16	31	47				2						
Total.....		11	2199		302-649	.465	82-215	.381	157-235	.668	107	359	466	42.4	182	2	143	150	48	63	843	76.6	
Opponents.....		11	2200		266-718	.370	90-282	.319	102-164	.622	126	284	410	37.3	209	-	131	144	28	72	724	65.8	

TEAM STATISTICS	OU	OPP	Date	Opponent	Score	Att.
SCORING	843	724	11/09/18	at UT Rio Grande Valley	w 91-76	5071
Points per game	76.6	65.8	11/12/18	at UTSA	w 87-67	2494
Scoring margin	+10.8	-	11/18/18	WOFFORD	w 75-64	8432
FIELD GOALS-ATT	302-649	266-718	A 11/21/18	vs Florida	w 65-60	1401
Field goal pct	.465	.370	11/22/18	vs Wisconsin	L 58-78	1182
3 POINT FG-ATT	82-215	90-282	11/23/18	vs Dayton	w 65-54	1052
3-point FG pct	.381	.319	11/27/18	NORTH TEXAS	w 73-57	6553
3-pt FG made per game	7.5	8.2	12/4/18	vs NOTRE DAME	w 85-80	0
FREE THROWS-ATT	157-235	102-164	12/8/18	WICHITA STATE	w 80-48	7015
Free throw pct	.668	.622	12/15/18	SOUTHERN CALIFORNIA	w 81-70	7170
F-Throws made per game	14.3	9.3	12/18/18	CREIGHTON	w 83-70	8020
REBOUNDS	466	410	* - Conference game			
Rebounds per game	42.4	37.3				
Rebounding margin	+5.1	-				
ASSISTS	143	131				
Assists per game	13.0	11.9				
TURNOVERS	150	144				
Turnovers per game	13.6	13.1				
Turnover margin	-0.5	-				
Assist/turnover ratio	1.0	0.9				
STEALS	63	72				
Steals per game	5.7	6.5				
BLOCKS	48	28				
Blocks per game	4.4	2.5				
ATTENDANCE	37190	11200				
Home games-Avg/Game	5-7438	2-3782				
Neutral site-Avg/Game	-	4-909				

Score by Periods	1st	2nd	Totals
Oklahoma	407	436	843
Opponents	338	386	724

GAME 12: OKLAHOMA VS. NORTHWESTERN

Official Basketball Box Score -- Game Totals -- Final Statistics

Wisconsin vs Oklahoma

11/22/18 1:30 PM at Imperial Arena, Paradise Island, Bahamas

Wisconsin 78 • 5-0

#	Player	Total		3-Ptr	Rebounds			PF	TP	A	TO	Blk	Stl	Min	
		FG-FGA	FG-FGA		Off	Def	Tot								
22	Happ, Ethan	f	6-13	0-0	2-2	4	8	12	3	14	5	4	0	1	32
35	Reuvers, Nate	f	4-8	3-4	1-2	0	1	1	1	12	1	1	1	1	21
00	Trice, D'Mitrik	g	8-13	7-8	2-3	0	3	3	0	25	4	1	0	1	32
21	Iverson, Khalil	g	2-7	0-0	2-2	3	5	8	1	6	0	0	2	2	26
34	Davidson, Brad	g	0-4	0-2	0-0	0	1	1	2	0	2	0	0	3	32
01	Pritzl, Brevin		0-1	0-1	0-0	0	0	0	2	0	1	0	0	0	14
02	Ford, Aleem		0-1	0-1	0-0	0	2	2	1	0	0	1	0	0	4
12	Anderson, Trevor		1-2	0-0	0-0	0	1	1	1	2	3	0	0	0	9
15	Thomas, Charles		2-2	1-1	0-0	0	0	0	0	5	0	0	0	0	4
23	King, Kobe		5-8	3-5	1-2	0	0	0	1	14	0	0	0	0	26
Team						3	2	5			1				
Totals			28-59	14-22	8-11	10	23	33	12	78	16	8	3	8	200

FG % 1st Half: 12-32 37.5%

2nd half: 16-27 59.3%

Game: 28-59 47.5%

3FG % 1st Half: 6-13 46.2%

2nd half: 8-9 88.9%

Game: 14-22 63.6%

FT % 1st Half: 1-2 50.0%

2nd half: 7-9 77.8%

Game: 8-11 72.7%

Deadball Rebounds 2

Oklahoma 58 • 4-1

#	Player	Total		3-Ptr	Rebounds			PF	TP	A	TO	Blk	Stl	Min	
		FG-FGA	FG-FGA		Off	Def	Tot								
21	Doolittle, Kristian	f	4-5	0-0	1-1	2	3	5	1	9	0	2	0	1	23
35	Manek, Brady	f	1-5	1-2	0-1	2	3	5	0	3	0	1	0	1	27
04	McNeace, Jamuni	c	2-5	0-0	1-3	2	4	6	4	5	0	1	5	0	28
00	James, Christian	g	7-12	4-8	0-1	0	2	2	1	18	1	3	0	0	33
02	Calixte, Aaron	g	5-10	0-2	0-0	0	2	2	1	10	2	2	0	0	23
01	Odomes, Rashard		3-7	0-0	1-1	1	1	2	7	1	0	0	0	0	14
03	Reynolds, Miles		0-0	0-0	1-2	0	1	1	1	1	0	3	0	0	18
05	Freeman, Matt		1-3	0-1	0-0	0	0	0	2	2	1	1	0	1	11
24	Bieniemy, Jamal		1-3	0-0	1-2	0	2	2	1	3	2	1	1	1	17
52	Kuath, Kur		0-1	0-0	0-0	1	0	1	1	0	0	1	1	0	6
Team						1	4	5							
Totals			24-51	5-13	5-11	9	22	31	14	58	7	15	7	5	200

FG % 1st Half: 12-28 42.9%

2nd half: 12-23 52.2%

Game: 24-51 47.1%

3FG % 1st Half: 2-7 28.6%

2nd half: 3-6 50.0%

Game: 5-13 38.5%

FT % 1st Half: 2-3 66.7%

2nd half: 3-8 37.5%

Game: 5-11 45.5%

Deadball Rebounds 1

Officials: Terry Wyrmer, Bert Smith, Trey Styons

Technical fouls: Wisconsin-None. Oklahoma-None.

Attendance: 1182

2018 Bad Boy Mowers Battle 4 Atlantis - Game 5

Score by periods		1st	2nd	Total
Wisconsin		31	47	78
Oklahoma		28	30	58

Points UD

WIS

OU

In Paint

26

30

Off T/O

13

8

2nd Chance

12

7

Fast Break

0

0

Bench

21

13

Score tied - 5 times.

Lead changed - 6 times.

Last FG - WIS 2nd-00:11, OU 2nd-01:22.

Largest lead - WIS by 21 2nd-00:11, OU by 3 1st-18:45.

WIS led for 27:28, OU led for 09:10. Game was tied for 03:22.

Official Basketball Box Score -- Game Totals -- Final Statistics

Dayton vs Oklahoma

11/23/18 11:30 AM at Imperial Arena, Paradise Island, Bahamas

Dayton 54 • 4-2

#	Player	Total		3-Ptr	Rebounds			PF	TP	A	TO	Blk	Stl	Min	
		FG-FGA	FG-FGA		FT-FTA	Off	Def								Tot
00	Cunningham, Josh	f	2-7	0-0	1-3	0	8	8	1	5	4	1	0	1	36
33	Mikesell, Ryan	f	1-4	0-3	0-0	0	2	2	1	2	0	1	1	1	22
03	Landers, Trey	g	3-9	1-2	5-6	5	5	10	2	12	0	1	0	1	32
04	Davis, Jordan	g	4-13	3-9	1-2	1	5	6	2	12	0	0	0	2	33
10	Crutcher, Jalen	g	6-17	2-9	0-0	0	0	0	3	14	6	2	0	1	40-
01	Toppin, Obi		3-5	0-0	1-2	0	0	0	2	7	0	3	1	0	16
31	Matos, Jhery		0-4	0-1	2-2	2	2	4	3	2	1	0	0	0	14
35	Cohill, Dwayne		0-1	0-0	0-0	0	0	0	3	0	1	0	0	0	7
Team						4	2	6				1			
Totals			19-60	6-24	10-15	12	24	36	17	54	12	9	2	6	200

FG % 1st Half: 10-29 34.5%

2nd half: 9-31 29.0%

Game: 19-60 31.7%

3FG % 1st Half: 3-10 30.0%

2nd half: 3-14 21.4%

Game: 6-24 25.0%

FT % 1st Half: 5-5 100.0

2nd half: 5-10 50.0%

Game: 10-15 66.7%

Deadball Rebounds 2

Oklahoma 65 • 5-1

#	Player	Total		3-Ptr	Rebounds			PF	TP	A	TO	Blk	Stl	Min	
		FG-FGA	FG-FGA		FT-FTA	Off	Def								Tot
21	Doolittle, Kristian	f	0-3	0-0	0-0	1	0	1	2	0	0	0	0	1	19
35	Manek, Brady	f	1-8	0-5	1-1	2	5	7	0	3	1	0	0	0	21
04	McNeace, Jamuni	c	7-11	0-0	2-3	2	6	8	1	16	2	4	3	0	34
00	James, Christian	g	8-15	4-8	1-2	0	5	5	2	21	4	1	1	1	39
02	Calixte, Aaron	g	1-4	0-1	0-0	0	4	4	4	2	3	1	0	0	24
01	Odomes, Rashard		0-1	0-0	0-0	0	0	0	2	0	1	0	0	0	8
03	Reynolds, Miles		2-5	0-2	13-14	0	4	4	3	17	0	1	0	1	23
05	Freeman, Matt		1-1	1-1	0-0	0	2	2	1	3	1	0	0	0	12
24	Bieniemy, Jamal		1-2	1-1	0-1	0	1	1	3	3	3	1	0	1	18
32	Streller, Read		0-0	0-0	0-0	0	0	0	0	0	0	0	0	0	1
52	Kuath, Kur		0-0	0-0	0-0	0	0	0	0	0	0	0	0	0	1
Team						1	5	6							
Totals			21-50	6-18	17-21	6	32	38	18	65	15	8	4	4	200

FG % 1st Half: 12-30 40.0%

2nd half: 9-20 45.0%

Game: 21-50 42.0%

3FG % 1st Half: 4-11 36.4%

2nd half: 2-7 28.6%

Game: 6-18 33.3%

FT % 1st Half: 6-7 85.7%

2nd half: 11-14 78.6%

Game: 17-21 81.0%

Deadball Rebounds 3

Officials: Raymie Styons, Bert Smith, Clarence Armstrong

Technical fouls: Dayton-None. Oklahoma-Reynolds, Miles.

Attendance: 1052

2018 Bad Boy Mowers Battle 4 Atlantis - 3rd Place Game - Game 9

Score by periods		1st	2nd	Total
Dayton		28	26	54
Oklahoma		34	31	65

Points UD

Dayton

OU

In Paint

26

28

Off T/O

8

9

2nd Chance

13

3

Fast Break

6

4

Bench

9

23

Score tied - 2 times.

Lead changed - 2 times.

Last FG - UD 2nd-00:42, OU 2nd-02:25.

Largest lead - UD by 7 2nd-16:40, OU by 14 1st-08:57.

UD led for 06:51, OU led for 30:46. Game was tied for 02:23.

GAME 12: OKLAHOMA VS. NORTHWESTERN

Official Basketball Box Score -- Game Totals -- Final Statistics

Wichita State vs Oklahoma

12/8/18 11 AM at Chesapeake Energy Arena

Wichita State 48 • 4-4

#	Player	Total		3-Ptr		Rebounds			PF	TP	A	TO	Blk	Stl	Min
		FG	FGA	FG	FGA	FT	FTA	Off Def Tot							
01	McDUFFIE, Markis	f	6-17	2-7	5-5	4	3	7	1	19	0	3	0	3	31
21	ECHENIQUE, Jaime	f	2-3	1-2	2-2	2	2	4	2	7	0	1	1	0	15
00	DENNIS, Dexter	g	0-6	0-1	0-0	0	4	4	0	0	1	3	1	0	32
03	TORRES, Ricky	g	1-4	0-3	0-0	0	3	3	0	2	3	1	0	0	25
04	HAYNES-JONES, Samaj	g	0-9	0-3	2-2	1	0	1	1	2	0	2	0	1	22
02	BURTON, Jamarious	g	1-5	0-2	2-2	1	1	2	1	4	0	1	0	0	17
05	BROWN, Rod		0-0	0-0	1-2	0	2	2	1	0	0	0	0	0	9
10	STEVENSON, Erik		3-11	2-9	0-0	3	2	5	5	8	1	1	0	2	21
11	FARRAKHAN, Eli		1-2	0-0	0-0	0	0	0	0	2	0	0	0	0	4
12	UDEZE, Morris		1-3	0-0	1-2	0	3	3	3	3	0	1	0	0	11
33	MIDTGAARD, Asbjorn		0-0	0-0	0-0	0	0	0	1	0	0	1	0	0	2
44	PB-CHANDLER, Isaiah		0-2	0-0	0-0	0	0	0	1	0	0	1	0	0	11
Team						0	2	2							
Totals			15-62	5-27	13-15	11	22	33	17	48	5	15	2	6	200

FG % 1st Half: 9-32 28.1%

2nd half: 6-30 20.0%

Game: 15-62 24.2%

3FG % 1st Half: 4-16 25.0%

2nd half: 1-11 9.1%

Game: 5-27 18.5%

FT % 1st Half: 5-5 100.0

2nd half: 8-10 80.0%

Game: 13-15 86.7%

Deadball Rebounds 0

Oklahoma 80 • 8-1

#	Player	Total		3-Ptr		Rebounds			PF	TP	A	TO	Blk	Stl	Min
		FG	FGA	FG	FGA	FT	FTA	Off Def Tot							
21	Doolittle,Kristian	f	3-5	0-0	0-0	4	4	8	4	6	0	1	0	1	21
35	Manek,Brady	f	2-11	0-5	4-7	1	2	3	2	8	0	1	0	1	26
00	James,Christian	g	5-11	3-6	1-2	2	11	13	0	14	2	5	1	1	33
02	Calixte,Aaron	g	3-6	2-3	2-2	1	2	3	1	10	3	3	0	0	19
03	Reynolds,Miles	g	3-6	1-3	7-7	1	3	4	2	14	2	2	0	1	29
01	Odomes,Rashard		2-5	0-1	0-0	1	5	6	1	4	0	1	0	1	18
05	Freeman,Matt		3-5	3-5	2-2	0	3	3	1	11	0	3	0	1	22
22	Geha,Patrick		1-1	0-0	0-0	0	0	0	0	2	0	0	0	0	1
24	Bieniemy,Jamal		2-7	1-2	0-0	0	4	4	2	5	3	2	0	1	22
32	Streller,Read		0-0	0-0	0-0	0	0	0	0	0	0	0	0	0	1
44	Polla,Hannes		2-2	0-0	2-2	3	0	3	2	6	0	0	1	0	8
Team						1	4	5							
Totals			26-59	10-25	18-22	14	38	52	15	80	10	18	2	7	200

FG % 1st Half: 12-28 42.9%

2nd half: 14-31 45.2%

Game: 26-59 44.1%

3FG % 1st Half: 6-13 46.2%

2nd half: 4-12 33.3%

Game: 10-25 40.0%

FT % 1st Half: 5-6 83.3%

2nd half: 13-16 81.3%

Game: 18-22 81.8%

Deadball Rebounds 1

Officials: Doug Simmons, Byron Jarrett, Owen Shortt

Technical fouls: Wichita State-TEAM. Oklahoma-None.

Attendance: 7015

Est: 4137

Score by periods	1st	2nd	Total
Wichita State	27	21	48
Oklahoma	35	45	80

Points

WICH

OU

In

Paint

16

12

11

2

18

Off

T/O

30

19

10

6

28

2nd

Chance

Fast

Break

Bench

Score tied - 3 times.

Lead changed - 1 time.

Official Basketball Box Score -- Game Totals -- Final Statistics

Creighton vs Oklahoma

12/18/18 8 p.m. at Lloyd Noble Center

Creighton 70 • 7-4

#	Player	Total		3-Ptr		Rebounds			PF	TP	A	TO	Blk	Stl	Min
		FG	FGA	FG	FGA	FT	FTA	Off Def Tot							
15	KRAMPELJ, Martin	f	9-12	0-3	1-6	2	8	10	2	19	2	1	1	0	32
23	JEFFERSON, Damien	f	6-11	1-4	3-6	1	4	5	4	16	1	3	0	1	34
01	MINTZ, Davion	g	4-8	1-3	0-0	1	6	7	1	9	2	4	0	3	27
05	ALEXANDER, Ty-Shon	g	3-10	3-6	0-0	0	3	3	4	9	1	3	0	0	30
24	BALLOCK, Mitch	g	0-11	0-9	0-0	0	4	4	3	0	2	1	0	0	35
02	CASHAW, Connor		0-0	0-0	0-0	0	0	0	1	0	0	0	0	0	4
11	ZEGAROWSKI, Marcus		5-6	2-3	0-0	1	0	1	2	12	2	3	0	0	18
13	BISHOP, Christian		1-1	0-0	0-0	0	0	0	2	2	0	1	0	0	1
14	JOSEPH, Kaleb		0-1	0-1	0-0	0	1	1	1	0	0	0	0	0	14
31	FROLING, Samson		1-3	0-1	1-2	0	0	0	1	3	0	1	0	0	5
Team						4	0	4							
Totals			29-63	7-30	5-14	9	26	35	21	70	10	18	1	4	200

FG % 1st Half: 15-32 46.9%

2nd half: 14-31 45.2%

Game: 29-63 46.0%

3FG % 1st Half: 1-13 7.7%

2nd half: 6-17 35.3%

Game: 7-30 23.3%

FT % 1st Half: 2-4 50.0%

2nd half: 3-10 30.0%

Game: 5-14 35.7%

Deadball Rebounds 3

Oklahoma 83 • 10-1

#	Player	Total		3-Ptr		Rebounds			PF	TP	A	TO	Blk	Stl	Min
		FG	FGA	FG	FGA	FT	FTA	Off Def Tot							
35	Manek,Brady	f	7-10	2-4	2-2	3	2	5	0	18	1	1	0	0	17
04	McNeace,Jamuni	c	2-2	0-0	0-0	0	1	1	4	4	0	3	3	0	17
00	James,Christian	g	5-10	1-3	3-5	1	11	12	4	14	0	4	0	0	14
02	Calixte,Aaron	g	1-4	0-2	0-0	0	4	4	2	2	4	3	0	0	19
03	Reynolds,Miles	g	3-6	1-3	6-9	0	4	4	2	13	4	1	0	0	34
01	Odomes,Rashard		6-8	0-0	1-4	1	0	1	1	13	0	1	0	1	23
05	Freeman,Matt		1-6	0-2	1-2	1	3	4	2	3	1	0	2	1	20
21	Doolittle,Kristian		4-7	0-1	5-6	1	4	5	1	13	1	0	0	0	34
24	Bieniemy,Jamal		1-5	1-2	0-0	1	0	1	3	3	2	1	0	0	22
Team						0	2	2							
Totals			30-58	5-17	18-28	8	31	39	19	83	13	14	5	2	200

FG % 1st Half: 16-27 59.3%

2nd half: 14-31 45.2%

Game: 30-58 51.7%

3FG % 1st Half: 2-7 28.6%

2nd half: 3-10 30.0%

Game: 5-17 29.4%

FT % 1st Half: 13-18 72.2%

2nd half: 5-10 50.0%

Game: 18-28 64.3%

Deadball Rebounds 4

Officials: Kipp Kissinger, Mike Roberts, Brent Hampton

Technical fouls: Creighton-None. Oklahoma-None.

Attendance: 8020

Estimated Attendance: 4,480

Score by periods	1st	2nd	Total
Creighton	33	37	70
Oklahoma	47	36	83

Points

CU

OU

In

Paint

42

18

8

4

17

Off

T/O

44

14

6

4

32

2nd

Chance

Fast

Break

Bench

Score tied - 1 time.

Lead changed - 1 time.

Official Basketball Box Score -- Game Totals -- Final Statistics

Southern California vs Oklahoma

12/15/18 8 PM CT at BOK Center

Southern California 70 • 5-5

#	Player	Total		3-Ptr		Rebounds			PF	TP	A	TO	Blk	Stl	Min
		FG	FGA	FG	FGA	FT	FTA	Off Def Tot							
25	Bennie Boatwright	f	3-13	1-5	2-2	3	1	4	1	9	2	3	0	2	31
31	Nick Rakoccevic	f	6-14	0-0	5-8	6	9	15	1	17	0	2	1	1	36
00	Shaquuan Aaron	g	3-8	0-1	1-1	1	6	7	5	7	3	1	0	1	30
02	Jonah Mathews	g	3-10	2-6	3-4	0	1	1	5	11	0	2	1	0	25
05	Derryck Thornton	g	2-6	0-2	3-6	0	3	3	4	7	4	5	0	1	32
01	Jordan Usher		3-7	2-3	2-2	1	3	4	5	10	0	0	0	0	19
03	Elijah Weaver		3-7	1-3	2-2	2	1	3	2	9	2	5	0	0	23
33	J'Raun Brooks		0-1	0-0	0-0	0	0	0	1	0	0	0	0	0	4
Team						0	2	2							
Totals			23-66	6-20	18-25	13	26	39	24	70	11	18	2	5	200

FG % 1st Half: 11-36 30.6%

2nd half: 12-30 40.0%

Game: 23-66 34.8%

3FG % 1st Half: 3-10 30.0%

2nd half: 3-10 30.0%

Game: 6-20 30.0%

FT % 1st Half: 3-6 50.0%

2nd half: 15-19 78.9%

Game: 18-25 72.0%

Deadball Rebounds 2

Oklahoma 81 • 9-1

#	Player	Total		3-Ptr		Rebounds			PF	TP	A	TO	Blk	Stl	Min
		FG	FGA	FG	FGA	FT	FTA	Off Def Tot							
21	Doolittle,Kristian	f	2-3	0-0	1-1	0	5	5	5	5	0	1	1	1	16
35	Manek,Brady	f	5-11	2-4	3-5	3	2	5	3	15	1	3	1	0	26
00	James,Christian	g	6-16	0-6	4-7	2	13	15	2	16	2	2	0	1	36
02	Calixte,Aaron	g	4-8	0-2	0-0	0	2	2	1	8	4	4	0	1	22
03	Reynolds,Miles	g	7-10	1-2	5-10	1	3	4	1	20	0	1	0	1	30
01	Odomes,Rashard		3-3	1-1	0-0	0	0	0	1	7	0	2	0	0	14
04	McNeace,Jamuni		1-4	0-0	0-0	0	3	3	4	2	1	2	0	1	14
05	Freeman,Matt		2-5	2-3	0-0	1	1	2	2	6	0	0	0	0	21
24	Bieniemy,Jamal		0-1	0-0	2-2	0	5	5	0	2	6	1	0	2	19
44	Polla,Hannes		0-0	0-0	0-0	0	0	0	1	0	0	0	0	0	2
Team						2	1	3							
Totals			30-61	6-18	15-25	9	35	44	20	81	14	17	2	7	200

FG % 1st Half: 15-26 57.7%

2nd half: 15-35 42.9%

Game: 30-61 49.2%

3FG % 1st Half: 3-8 37.5%

2nd half: 13-30 30.0%

Game: 6-18 33.3%

FT % 1st Half: 7-11 63.6%

2nd half: 8-14 57.1%

Game: 15-25 60.0%

Deadball Rebounds 6

Officials: Gerry Pollar, Keith Kimble, Marques Pettigrew

Technical fouls: Southern California-None, Oklahoma-None.

Attendance: 7170

Estimated Attendance: 5,497

Score by periods	1st	2nd	Total
Southern California	28	42	70
Oklahoma	40	41	81

In Paint	Off	2nd	Fast	
Points	19	10	0	Bench
USC	28	19	0	19
OU	44	15	4	17

Last FG - USC 2nd-02:35, OU 2nd-03:22

Largest lead - USC by 2 1st-09:58, OU by 18 2nd-08:40.

USC led for 01:24, OU led for 38:08. Game was tied for 00:28.

Score tied - 1 time.

Lead changed - 2 times.

OKLAHOMA NUMERICAL ROSTER

No.	Name	Pos.	Cl.	Ht.	Wt.	Hometown (Last School)
0	Christian James***	G	Sr.	6-4	213	Houston, Texas (Bellaire HS)
1	Rashard Odomes***	G	Sr.	6-6	217	Copperas Cove, Texas (Copperas Cove HS)
2	Aaron Calixte	G	Gr.	5-11	179	Stoughton, Mass. (Maine)
3	Miles Reynolds	G	Gr.	6-3	176	Chicago, Ill. (Pacific)
4	Jamuni McNeace***	C	Sr.	6-10	232	Kankakee, Ill. (Allen HS)
5	Matt Freeman**	F	Jr.	6-10	229	Auckland, New Zealand (Westlake Boys HS)
12	Austin Reaves#	G	R-Jr.	6-5	180	Newark, Ark. (Wichita State)
14	Ty Lazenby*	G	Sr.	6-5	209	Glencoe, Okla. (Northern Oklahoma College Enid)
21	Kristian Doolittle**	F	Jr.	6-7	232	Edmond, Okla. (Edmond Memorial HS)
22	Patrick Geha^*	F	Sr.	6-5	212	Leawood, Kan. (Rockhurst HS)
24	Jamal Bieniemy	G	Fr.	6-4	181	Katy, Texas (Tompkins HS)
30	Luke Stephenson#	G	Sr.	6-3	198	Lubbock, Texas (McMurry)
32	Read Streller^*	F	R-Fr.	6-8	237	Edmond, Okla. (Oklahoma Christian School)
35	Brady Manek*	F	So.	6-9	222	Harrah, Okla. (Harrah High School)
44	Hannes Pöllä*	C	So.	6-11	267	Lahti, Finland (Helsinki Basketball Academy)
52	Kur Kuath	F	Jr.	6-10	204	Biemnon, South Sudan (Salt Lake Community College)

ALPHABETICAL NUMERICAL ROSTER

No.	Name	Pos.	Cl.	Ht.	Wt.	Hometown (Last School)
24	Jamal Bieniemy	G	Fr.	6-4	181	Katy, Texas (Tompkins HS)
2	Aaron Calixte	G	Gr.	5-11	179	Stoughton, Mass. (Maine)
21	Kristian Doolittle**	F	Jr.	6-7	232	Edmond, Okla. (Edmond Memorial HS)
5	Matt Freeman**	F	Jr.	6-10	229	Auckland, New Zealand (Westlake Boys HS)
22	Patrick Geha^*	F	Sr.	6-5	212	Leawood, Kan. (Rockhurst HS)
0	Christian James***	G	Sr.	6-4	213	Houston, Texas (Bellaire HS)
52	Kur Kuath	F	Jr.	6-10	204	Biemnon, South Sudan (Salt Lake Community College)
14	Ty Lazenby*	G	Sr.	6-5	209	Glencoe, Okla. (Northern Oklahoma College Enid)
35	Brady Manek*	F	So.	6-9	222	Harrah, Okla. (Harrah High School)
4	Jamuni McNeace***	C	Sr.	6-10	232	Kankakee, Ill. (Allen HS)
1	Rashard Odomes***	G	Sr.	6-6	217	Copperas Cove, Texas (Copperas Cove HS)
44	Hannes Pöllä*	C	So.	6-11	267	Lahti, Finland (Helsinki Basketball Academy)
12	Austin Reaves#	G	R-Jr.	6-5	180	Newark, Ark. (Wichita State)
3	Miles Reynolds	G	Gr.	6-3	176	Chicago, Ill. (Pacific)
30	Luke Stephenson^#	G	Sr.	6-3	198	Lubbock, Texas (McMurry)
32	Read Streller^*	F	R-Fr.	6-8	237	Edmond, Okla. (Oklahoma Christian School)

* Letters earned at Oklahoma

^ Walk-on

Not eligible to play in 2018-19

STAFF

Head Coach: Lon Kruger (Kansas State '75)

Associate Head Coach: Chris Crutchfield (Nebraska-Omaha '92)

Assistant Coach: Carlin Hartman (Tulane '94)

Assistant Coach: Kevin Kruger (Arizona State '06)

Director of Operations: Mike Shepherd (Kansas State '92)

Strength and Performance Coach: Bryce Daub (Central Washington '08)

Athletics Trainer: Alex Brown (Appalachian State '79)

Video Coordinator: Will Saxon (Oklahoma '15)